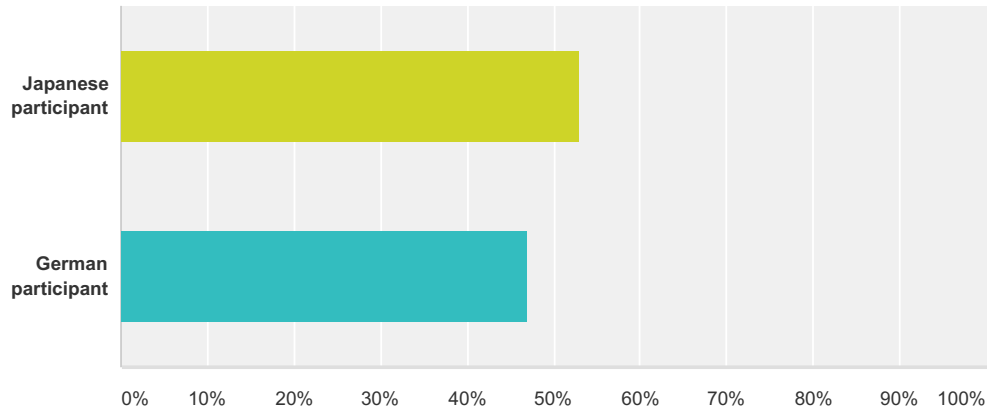


### Q1 Please indicate if you are a Japanese or a German participant

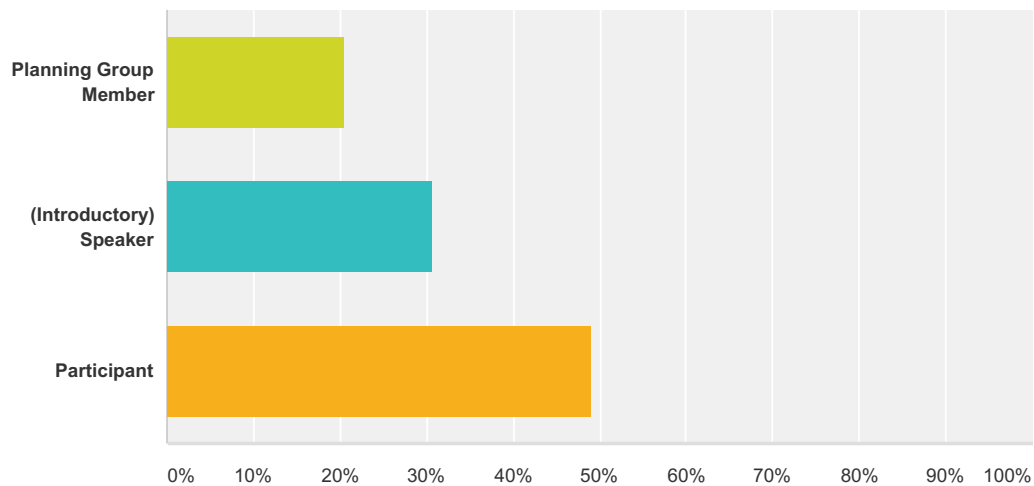
Answered: 49 Unanswered: 0



Reply Option	Answer rate	
Japanese participant	53,06%	26
German participant	46,94%	23
<b>Total</b>		<b>49</b>

## Q2 Please indicate your role in this symposium:

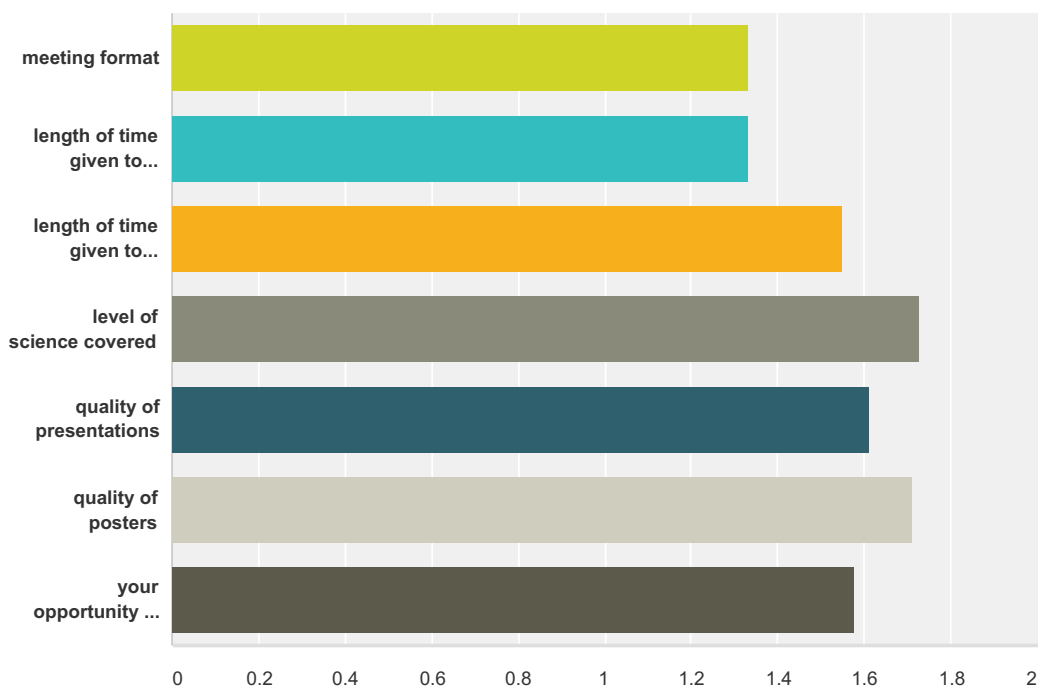
Answered: 49 Unanswered: 0



Reply Option	Answer rate	
Planning Group Member	20,41%	10
(Introductory) Speaker	30,61%	15
Participant	48,98%	24
<b>Total</b>		<b>49</b>

### Q3 Please rate the following:

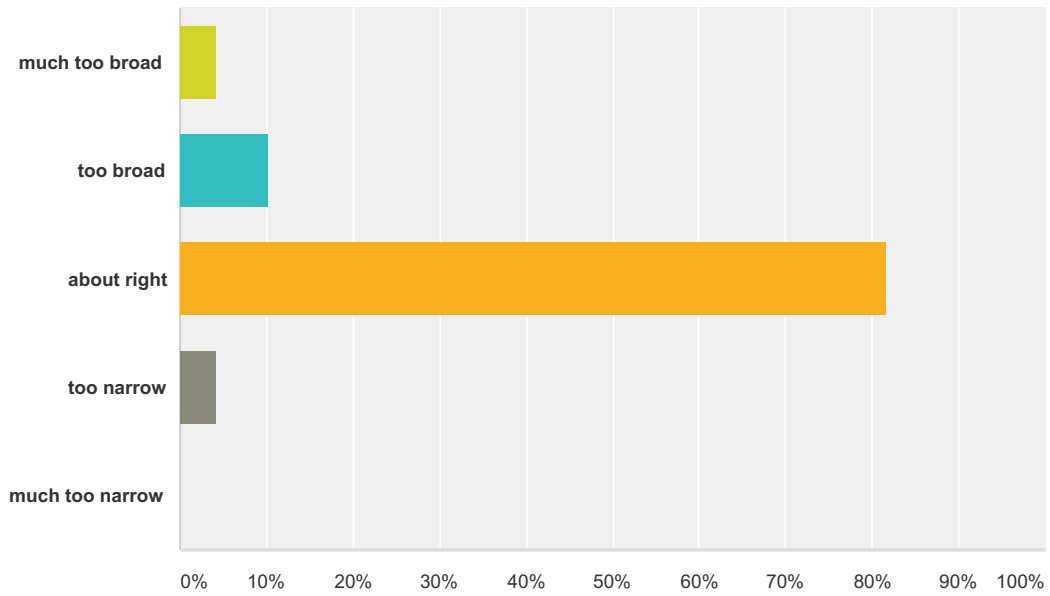
Answered: 49 Unanswered: 0



	very good	good	neither good nor bad	bad	very bad	Total	Weighted Average
meeting format	71,43% 35	24,49% 12	4,08% 2	0,00% 0	0,00% 0	49	1,33
length of time given to presentations	67,35% 33	32,65% 16	0,00% 0	0,00% 0	0,00% 0	49	1,33
length of time given to specific discussions	57,14% 28	32,65% 16	8,16% 4	2,04% 1	0,00% 0	49	1,55
level of science covered	46,94% 23	34,69% 17	16,33% 8	2,04% 1	0,00% 0	49	1,73
quality of presentations	48,98% 24	40,82% 20	10,20% 5	0,00% 0	0,00% 0	49	1,61
quality of posters	46,94% 23	34,69% 17	18,37% 9	0,00% 0	0,00% 0	49	1,71
your opportunity to participate	52,08% 25	37,50% 18	10,42% 5	0,00% 0	0,00% 0	48	1,58

### Q4 What do you think of the range of session topics?

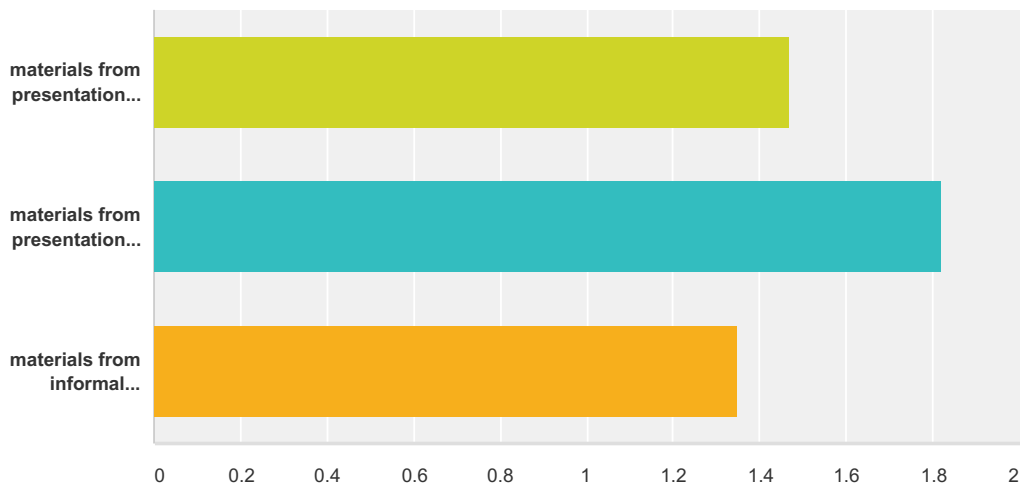
Answered: 49 Unanswered: 0



Reply Option	Answer rate	
much too broad	4,08%	2
too broad	10,20%	5
about right	81,63%	40
too narrow	4,08%	2
much too narrow	0,00%	0
<b>Total</b>		<b>49</b>

### Q5 Are the materials you have gathered useful to your research?

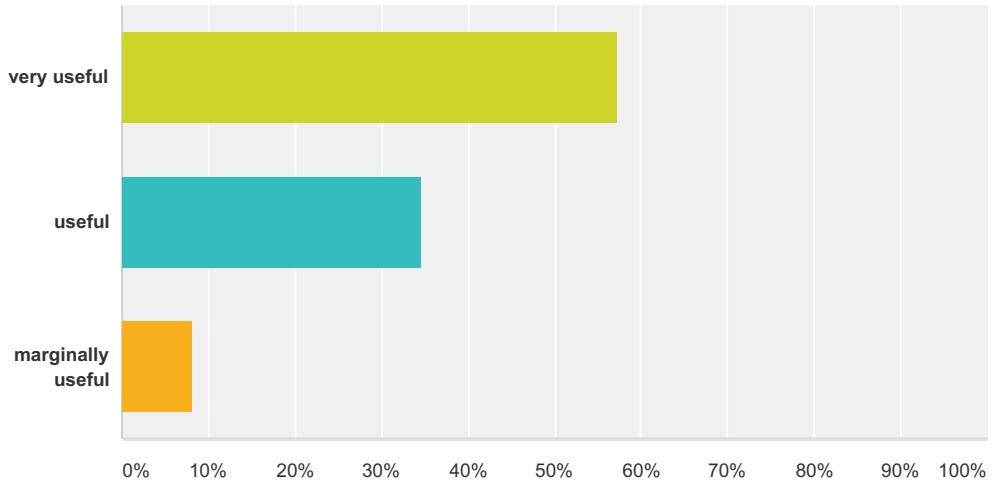
Answered: 49 Unanswered: 0



	yes	maybe yes	no	Total	Weighted Average
materials from presentations in your own discipline	<b>59,18%</b> 29	<b>34,69%</b> 17	<b>6,12%</b> 3	49	1,47
materials from presentations in other disciplines	<b>30,61%</b> 15	<b>57,14%</b> 28	<b>12,24%</b> 6	49	1,82
materials from informal discussions	<b>67,35%</b> 33	<b>30,61%</b> 15	<b>2,04%</b> 1	49	1,35

**Q7 Was the symposium useful to widen your scientific perspectives in general by thinking about issues related to fields other than your own?**

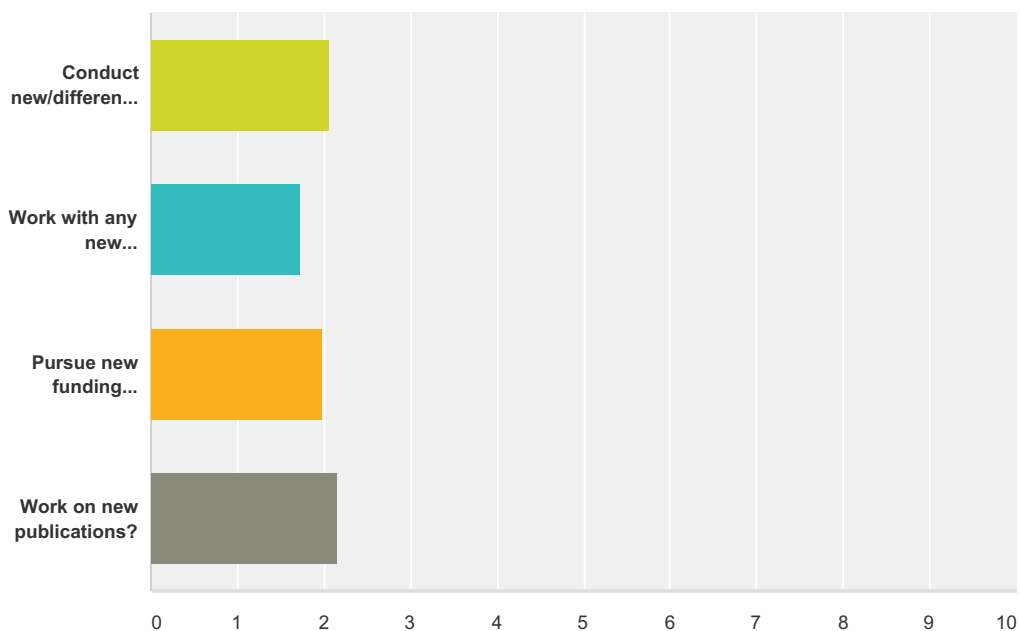
Answered: 49 Unanswered: 0



Reply Option	Answer rate	
very useful	57,14%	28
useful	34,69%	17
marginally useful	8,16%	4
<b>Total</b>		<b>49</b>

### Q8 As a result of this symposium, do you expect to:

Answered: 49 Unanswered: 0



	yes	maybe yes	no	Total	Weighted Average
Conduct new/different research?	18,37% 9	57,14% 28	24,49% 12	49	2,06
Work with any new contacts/collaborators?	34,69% 17	57,14% 28	8,16% 4	49	1,73
Pursue new funding opportunities?	22,45% 11	57,14% 28	20,41% 10	49	1,98
Work on new publications?	12,24% 6	59,18% 29	28,57% 14	49	2,16

**Q10 What topic(s) in the following disciplines would you be interested in learning about at a future Frontiers of Science Symposium?**

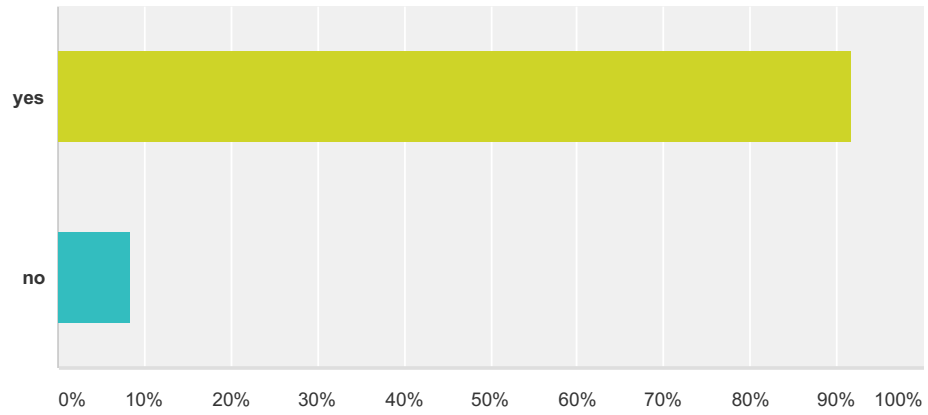
Answered: 39 Unanswered: 10

Reply Option	Answer rate	
Biology / Life Sciences	79,49%	31
Chemistry / Materials Science	48,72%	19
Earth Science / Geosciences / Environment	74,36%	29
Mathematics / Informatics / Engineering	61,54%	24
Physics / Astrophysics	71,79%	28
Social Sciences	76,92%	30



**Q11 Based on your experience at this meeting, would you attend another symposium of this format again?**

Answered: 48 Unanswered: 1



Reply Option	Answer rate	
yes	91,67%	44
no	8,33%	4
<b>Total</b>		<b>48</b>