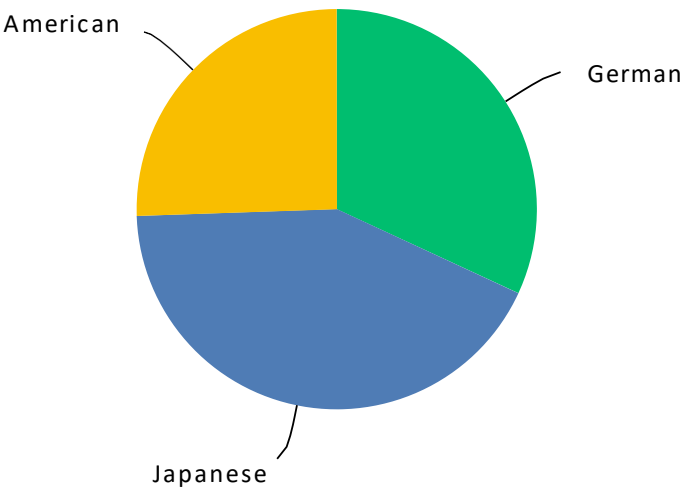


Q1 Please indicate if you are a Japanese, American or German attendee?

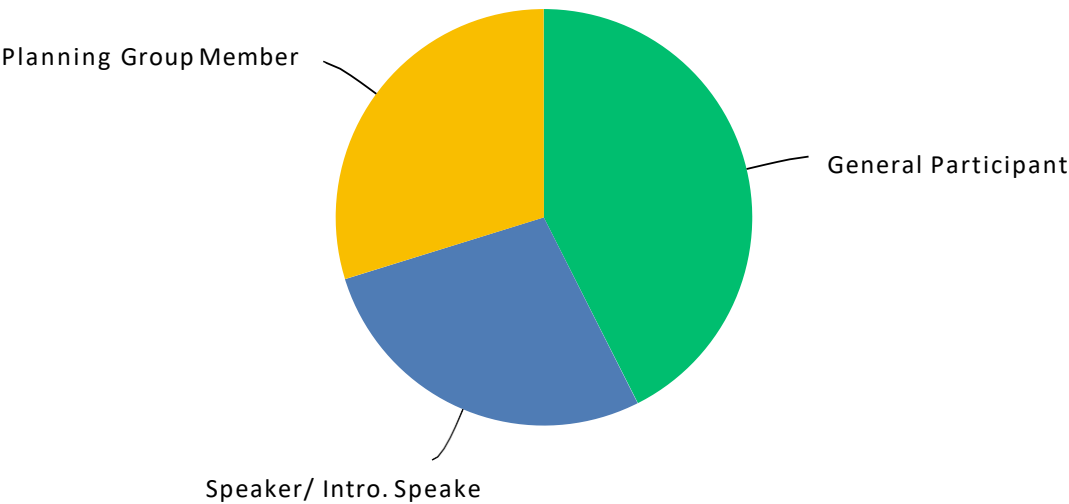
Answered: 47    Skipped: 0



ANSWER CHOICES		RESPONSES	
German		31.91%	15
Japanese		42.55%	20
American		25.53%	12
TOTAL			47

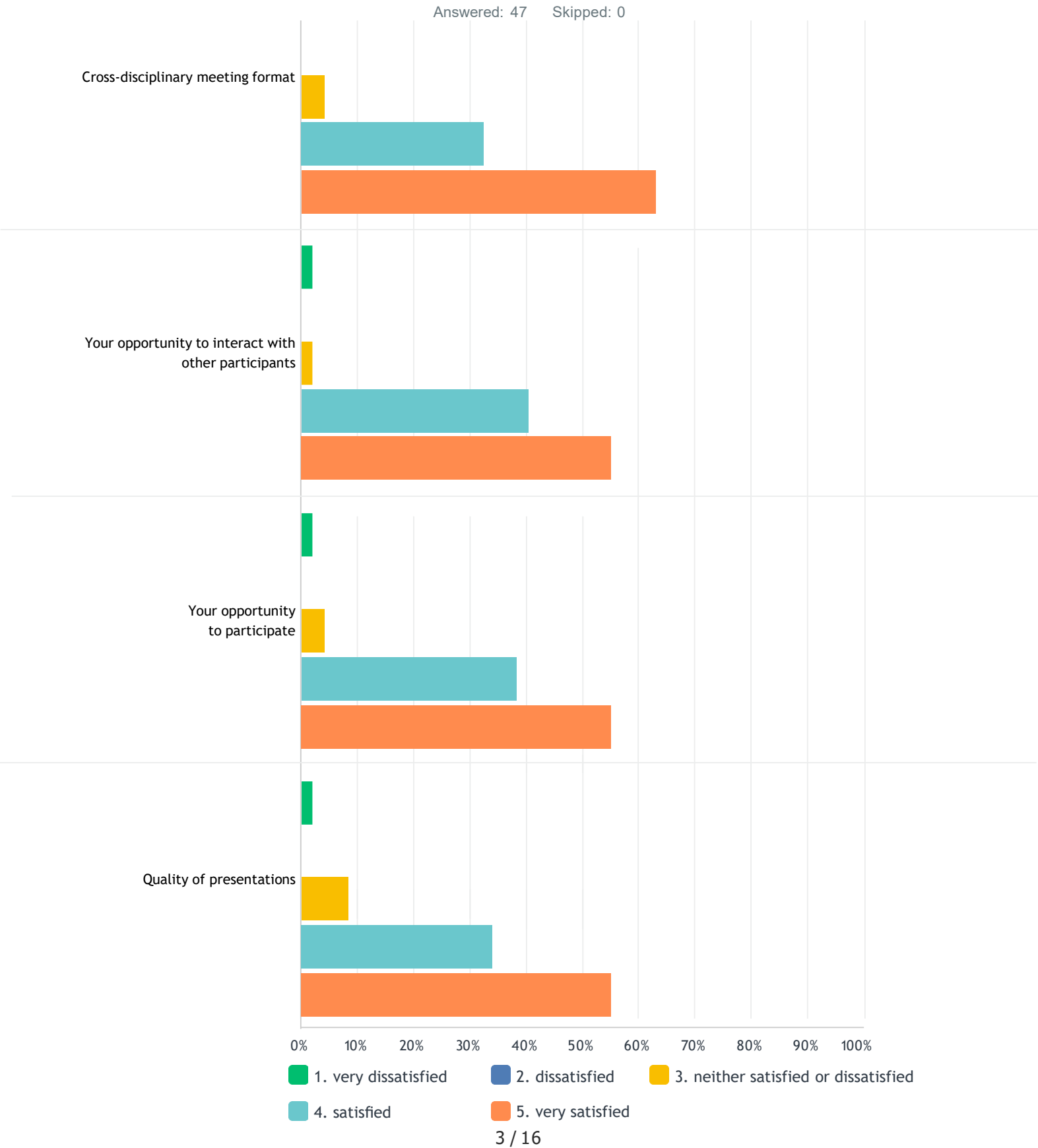
Q2 Please indicate your role in this symposium (JAGFOS2025)

Answered: 47    Skipped: 0

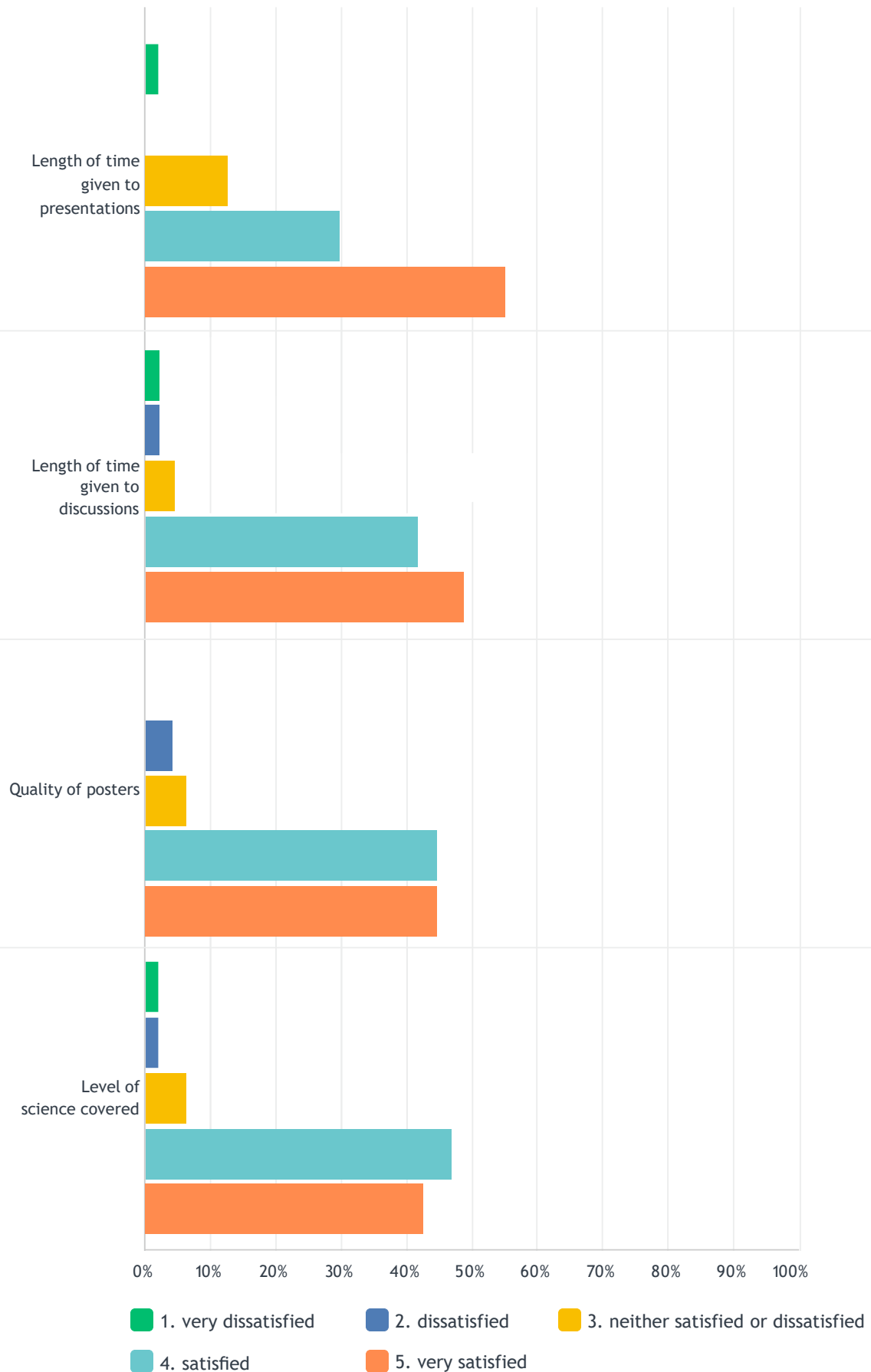


ANSWER CHOICES		RESPONSES	
General Participant		42.55%	20
Speaker/ Intro. Speaker		27.66%	13
Planning Group Member		29.79%	14
TOTAL			47

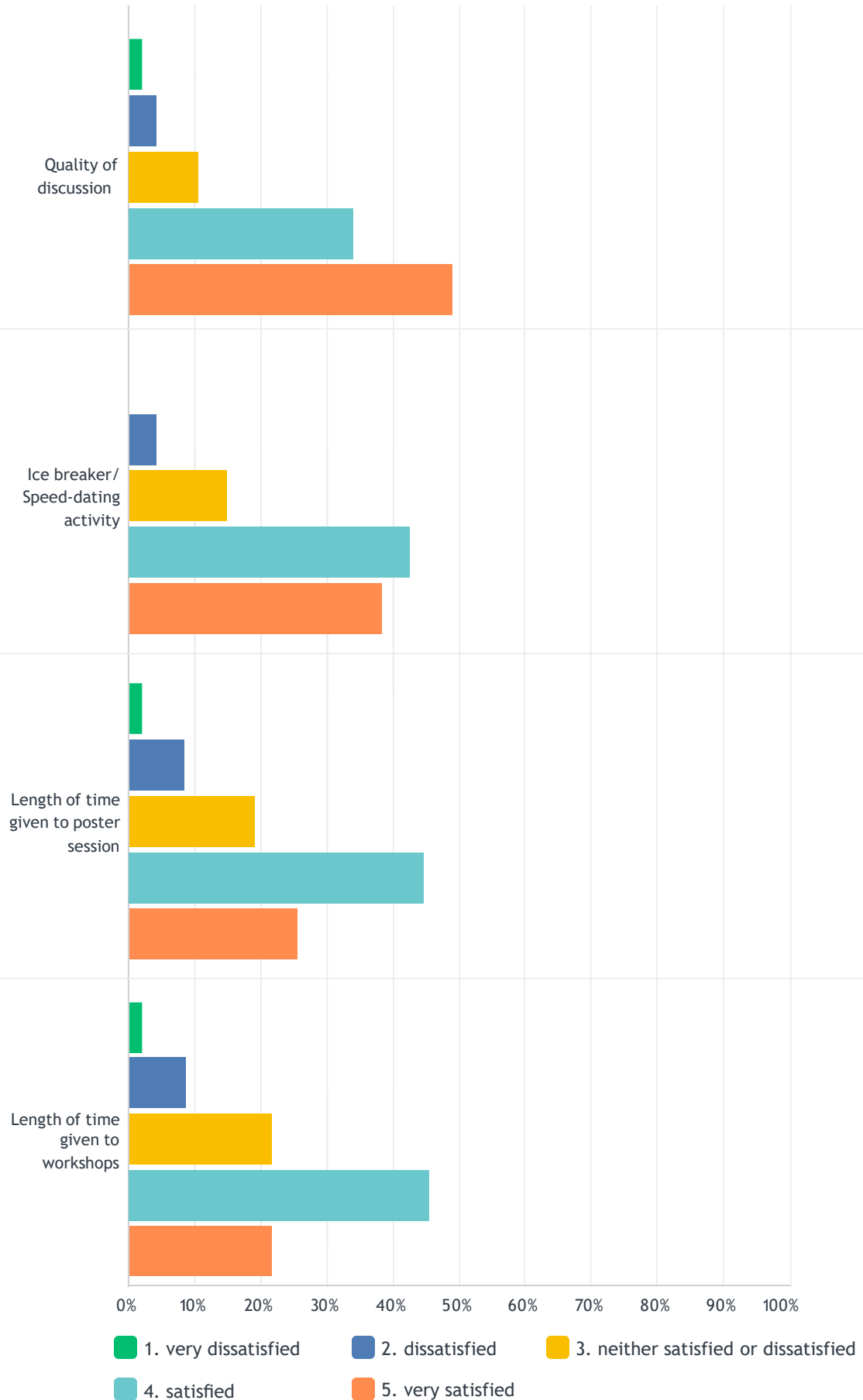
Q3 Please rate the following aspects of the symposium(5: very satisfied, 4: satisfied, 3: neither satisfied or dissatisfied, 2: dissatisfied, 1: very dissatisfied)



# 2025 Japanese-American-German Frontiers of Science Symposium



## 2025 Japanese-American-German Frontiers of Science Symposium

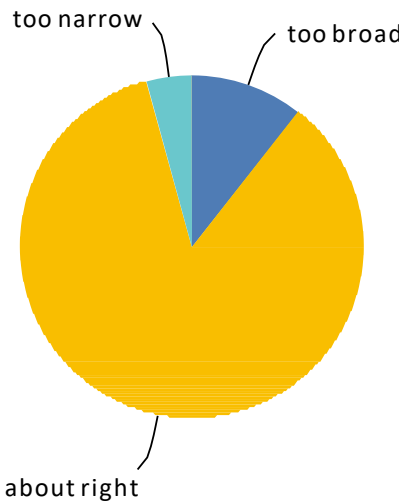


# 2025 Japanese-American-German Frontiers of Science Symposium

	1. VERY DISSATISFIED	2. DISSATISFIED	3. NEITHER SATISFIED OR DISSATISFIED	4. SATISFIED	5. VERY SATISFIED	TOTAL	WEIGHTED AVERAGE
Cross-disciplinary meeting format	0.00% 0	0.00% 0	4.35% 2	32.61% 15	63.04% 29	46	4.59
Your opportunity to interact with other participants	2.13% 1	0.00% 0	2.13% 1	40.43% 19	55.32% 26	47	4.47
Your opportunity to participate	2.13% 1	0.00% 0	4.26% 2	38.30% 18	55.32% 26	47	4.45
Quality of presentations	2.13% 1	0.00% 0	8.51% 4	34.04% 16	55.32% 26	47	4.40
Length of time given to presentations	2.13% 1	0.00% 0	12.77% 6	29.79% 14	55.32% 26	47	4.36
Length of time given to discussions	2.33% 1	2.33% 1	4.65% 2	41.86% 18	48.84% 21	43	4.33
Quality of posters	0.00% 0	4.26% 2	6.38% 3	44.68% 21	44.68% 21	47	4.30
Level of science covered	2.13% 1	2.13% 1	6.38% 3	46.81% 22	42.55% 20	47	4.26
Quality of discussion	2.13% 1	4.26% 2	10.64% 5	34.04% 16	48.94% 23	47	4.23
Ice breaker/ Speed-dating activity	0.00% 0	4.26% 2	14.89% 7	42.55% 20	38.30% 18	47	4.15
Length of time given to poster session	2.13% 1	8.51% 4	19.15% 9	44.68% 21	25.53% 12	47	3.83
Length of time given to workshops	2.17% 1	8.70% 4	21.74% 10	45.65% 21	21.74% 10	46	3.76

Q4 What do you think of the range of session topics?

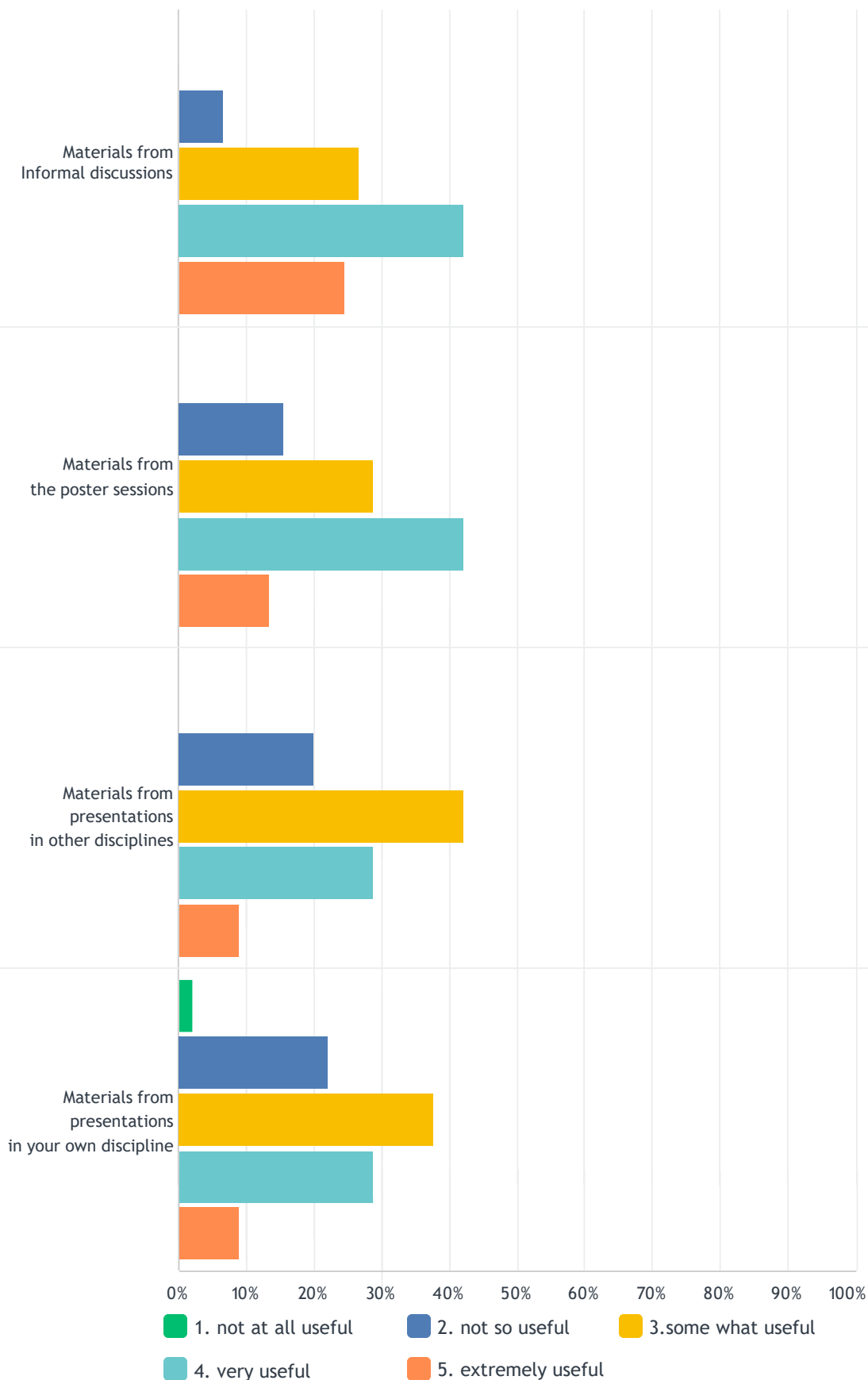
Answered: 47    Skipped: 0



ANSWER CHOICES		RESPONSES	
much too broad		0.00%	0
too broad		10.64%	5
about right		85.11%	40
too narrow		4.26%	2
much too narrow		0.00%	0
TOTAL			47

## Q5 Are the materials you have gathered useful to your research?

Answered: 45 Skipped: 2

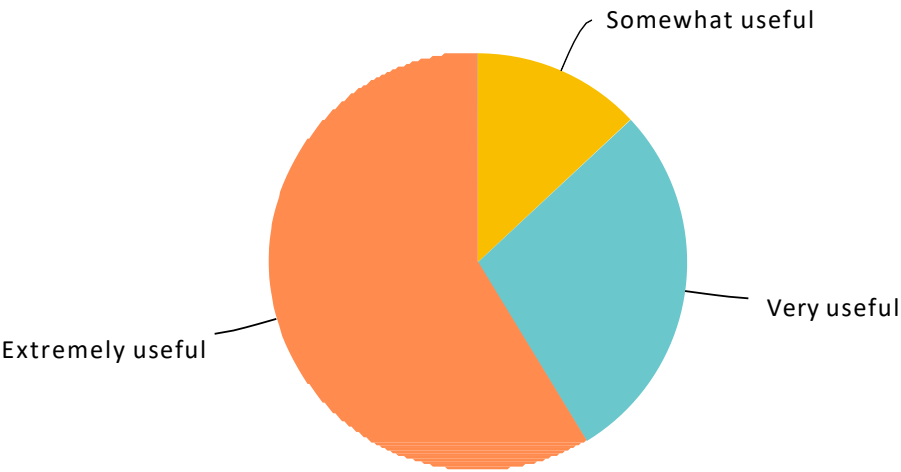




	NOT AT ALL USEFUL	NOT SO USEFUL	SOMEWHAT USEFUL	VERY USEFUL	EXTREMELY USEFUL	TOTAL	WEIGHTED AVERAGE
Materials from informal discussions	0.00% 0	6.67% 3	26.67% 12	42.22% 19	24.44% 11	45	3.84
Materials from the poster sessions	0.00% 0	15.56% 7	28.89% 13	42.22% 19	13.33% 6	45	3.53
Materials from presentations in other disciplines	0.00% 0	20.00% 9	42.22% 19	28.89% 13	8.89% 4	45	3.27
Materials from presentations in your own discipline	2.22% 1	22.22% 10	37.78% 17	28.89% 13	8.89% 4	45	3.20

Q6 Was the symposium useful in order to widen your scientific perspectives in general by thinking about issues related to fields other than your own?

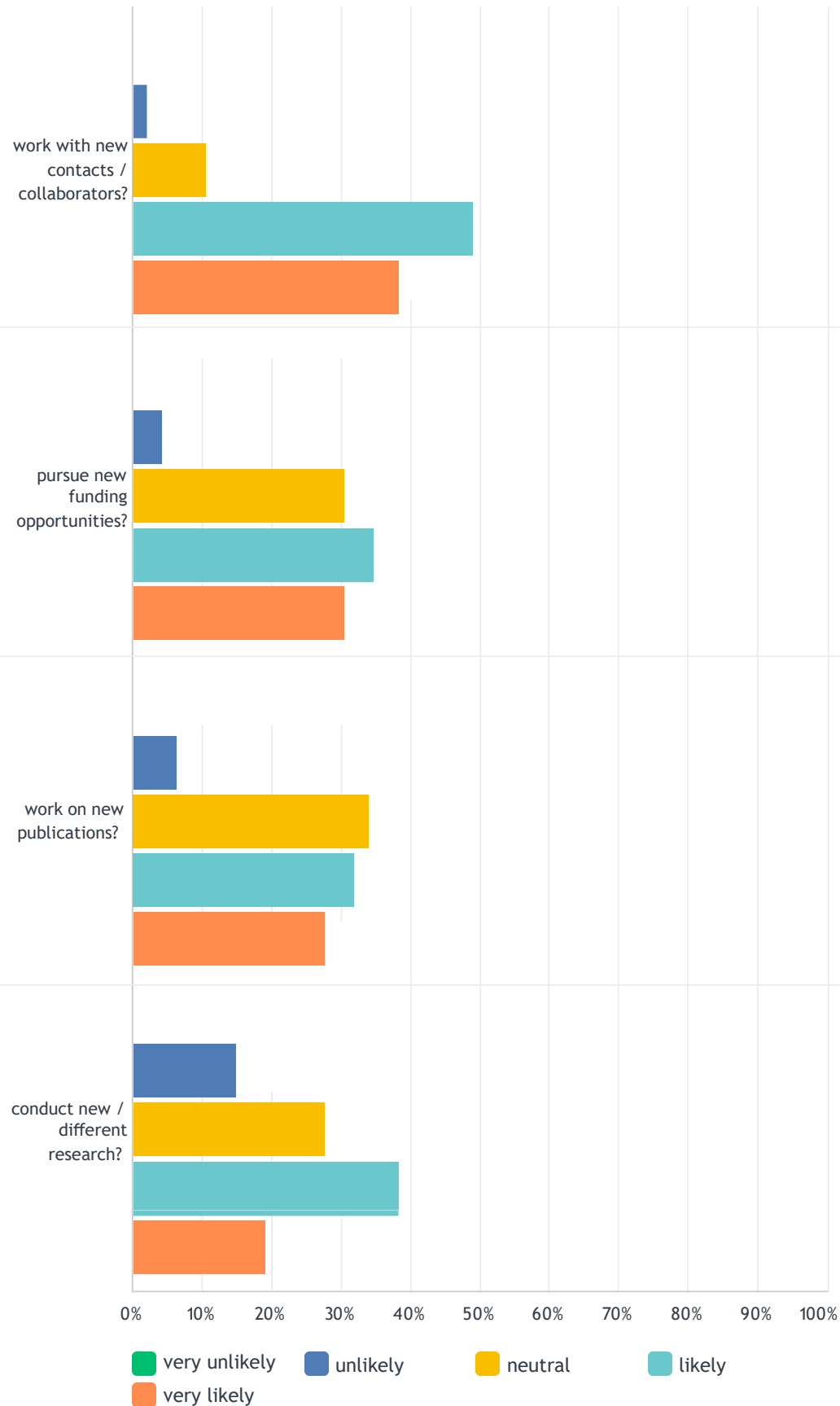
Answered: 46 Skipped: 1



ANSWER CHOICES	RESPONSES	
Not at all useful	0.00%	0
Not so useful	0.00%	0
Somewhat useful	13.04%	6
Very useful	28.26%	13
Extremely useful	58.70%	27
TOTAL		46

## Q7 As a result of this symposium, how likely are you to

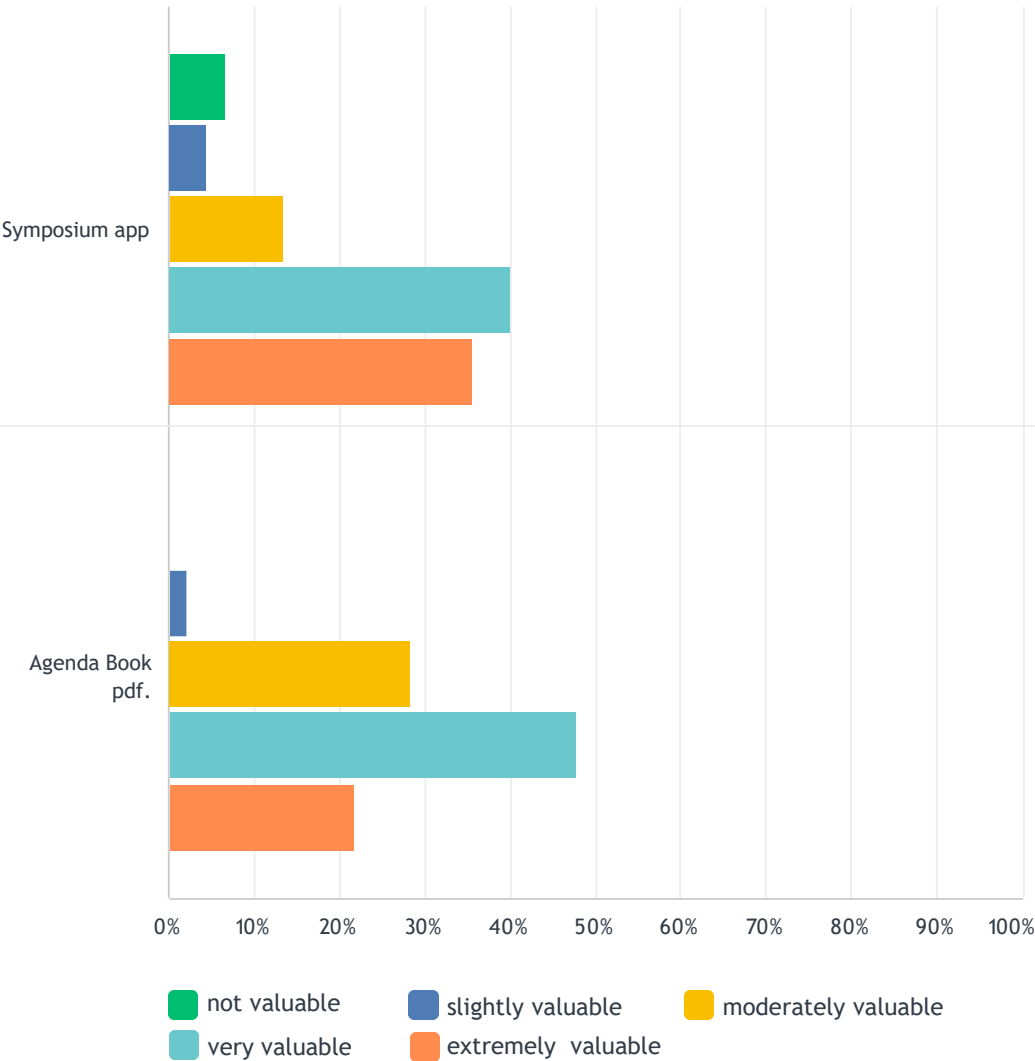
Answered: 47 Skipped: 0



	VERY UNLIKELY	UNLIKELY	NEUTRAL	LIKELY	VERY LIKELY	TOTAL	WEIGHTED AVERAGE
work with new contacts / collaborators?	0.00% 0	2.13% 1	10.64% 5	48.94% 23	38.30% 18	47	4.23
pursue new funding opportunities?	0.00% 0	4.35% 2	30.43% 14	34.78% 16	30.43% 14	46	3.91
work on new publications?	0.00% 0	6.38% 3	34.04% 16	31.91% 15	27.66% 13	47	3.81
conduct new / different research?	0.00% 0	14.89% 7	27.66% 13	38.30% 18	19.15% 9	47	3.62

Q7 Please rate the following information sources

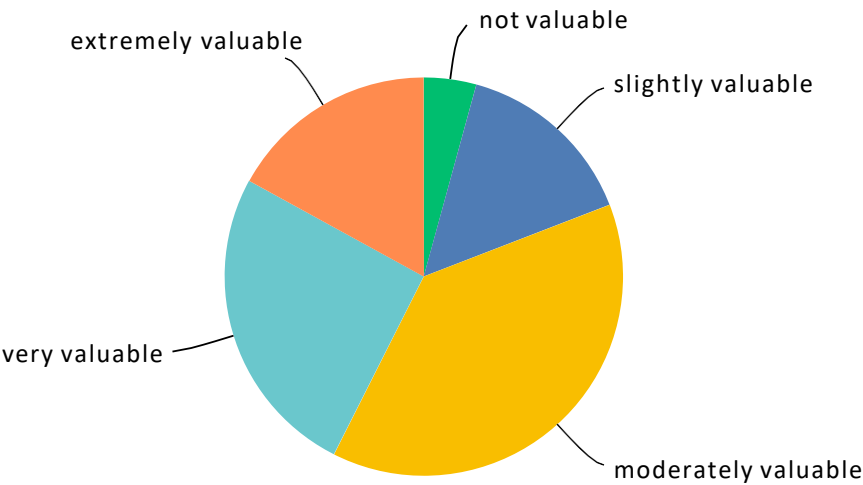
Answered: 46    Skipped: 1



	NOT VALUABLE	SLIGHTLY VALUABLE	MODERATELY VALUABLE	VERY VALUABLE	EXTREMELY VALUABLE	TOTAL	WEIGHTED AVERAGE
Symposium app	6.67% 3	4.44% 2	13.33% 6	40.00% 18	35.56% 16	45	3.93
Agenda Book pdf.	0.00% 0	2.17% 1	28.26% 13	47.83% 22	21.74% 10	46	3.89

Q8 How valuable was the breakout session after lunch on Tuesday, October 7 for individual networking and for exploring possibilities for collaboration?

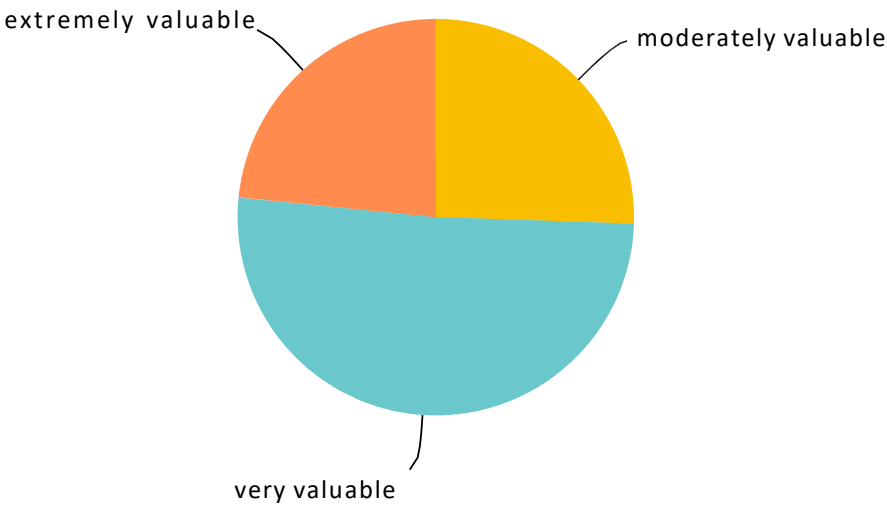
Answered: 47    Skipped: 0



	NOT VALUABLE	SLIGHTLY VALUABLE	MODERATELY VALUABLE	VERY VALUABLE	EXTREMELY VALUABLE	TOTAL	WEIGHTED AVERAGE
(no label)	4.26% 2	14.89% 7	38.30% 18	25.53% 12	17.02% 8	47	3.36

Q9 How valuable was the symposium in establishing contacts for your research or professional development?

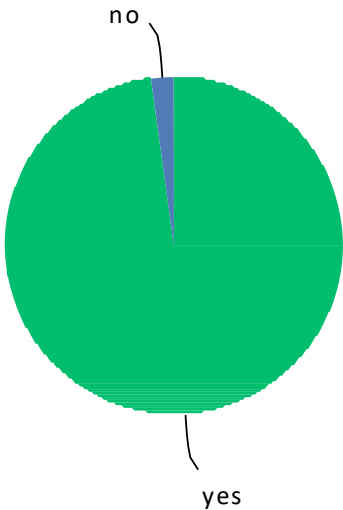
Answered: 47    Skipped: 0



	NOT VALUABLE	SLIGHTLY VALUABLE	MODERATELY VALUABLE	VERY VALUABLE	EXTREMELY VALUABLE	TOTAL	WEIGHTED AVERAGE
(no label)	0.00% 0	0.00% 0	25.53% 12	51.06% 24	23.40% 11	47	3.98

Q10 Based on your experience at this meeting, would you attend another symposium of this format again?

Answered: 46 Skipped: 1



ANSWER CHOICES	RESPONSES	
yes	97.83%	45
no	2.17%	1
TOTAL		46