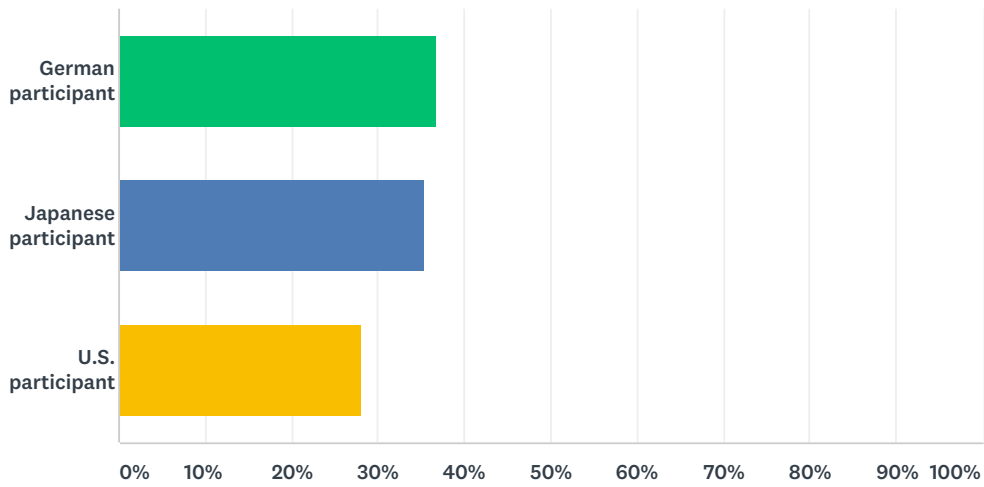


### Q. Please indicate if you are a Japanese, U.S., or German participant

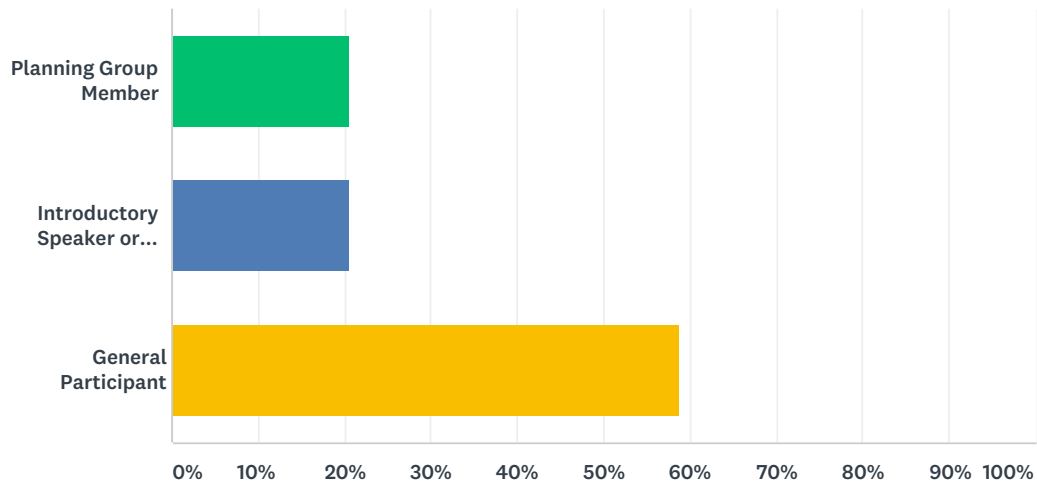
Answered: 68 Skipped: 0



ANSWER CHOICES	RESPONSES	
German participant	36.76%	25
Japanese participant	35.29%	24
U.S. participant	27.94%	19
<b>TOTAL</b>		<b>68</b>

## Q. Please indicate your role in this symposium:

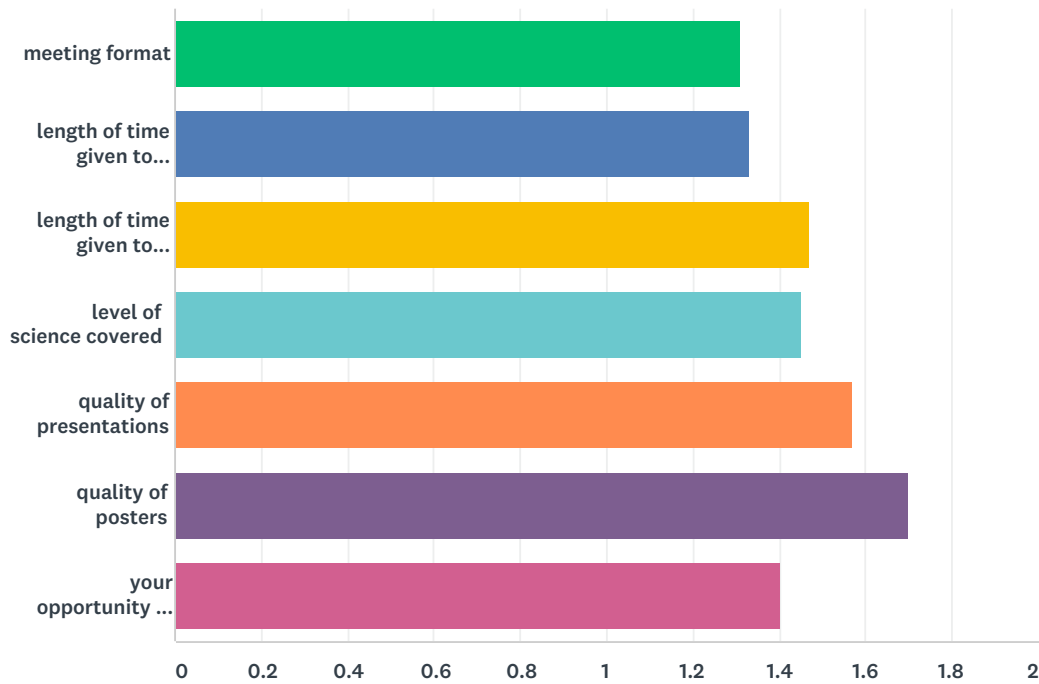
Answered: 68 Skipped: 0



ANSWER CHOICES	RESPONSES	
Planning Group Member	20.59%	14
Introductory Speaker or Speaker	20.59%	14
General Participant	58.82%	40
<b>TOTAL</b>		<b>68</b>

### Q. Please rate the following:

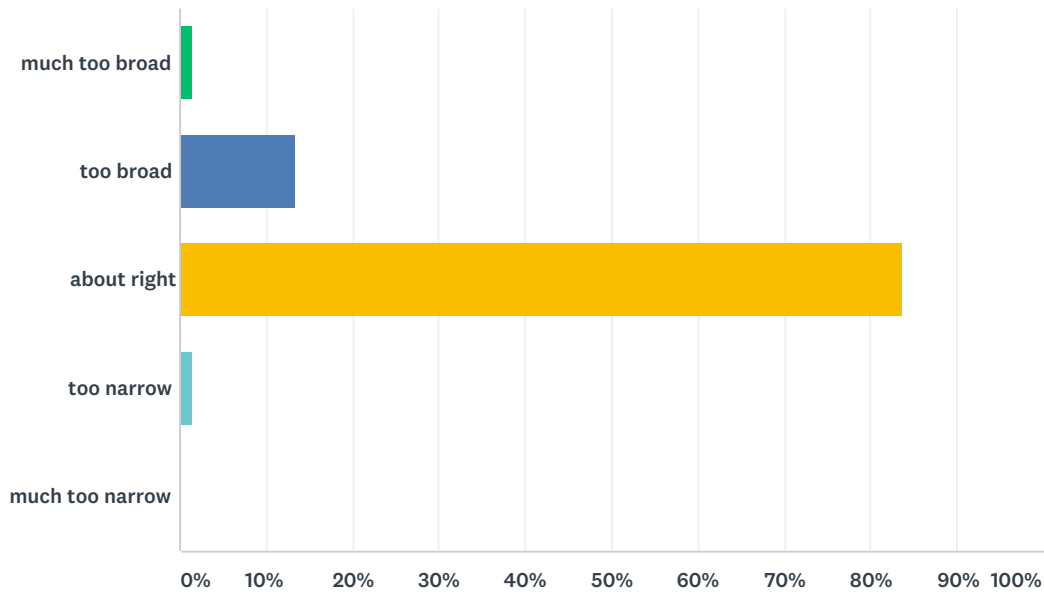
Answered: 68 Skipped: 0



	VERY GOOD	GOOD	NEITHER GOOD NOR BAD	BAD	VERY BAD	TOTAL	WEIGHTED AVERAGE
meeting format	73.13% 49	22.39% 15	4.48% 3	0.00% 0	0.00% 0	67	1.31
length of time given to presentations	70.15% 47	26.87% 18	2.99% 2	0.00% 0	0.00% 0	67	1.33
length of time given to specific discussions	61.76% 42	29.41% 20	8.82% 6	0.00% 0	0.00% 0	68	1.47
level of science covered	59.70% 40	35.82% 24	4.48% 3	0.00% 0	0.00% 0	67	1.45
quality of presentations	47.06% 32	48.53% 33	4.41% 3	0.00% 0	0.00% 0	68	1.57
quality of posters	40.30% 27	49.25% 33	10.45% 7	0.00% 0	0.00% 0	67	1.70
your opportunity to participate	64.71% 44	30.88% 21	4.41% 3	0.00% 0	0.00% 0	68	1.40

## Q. What do you think of the range of session topics?

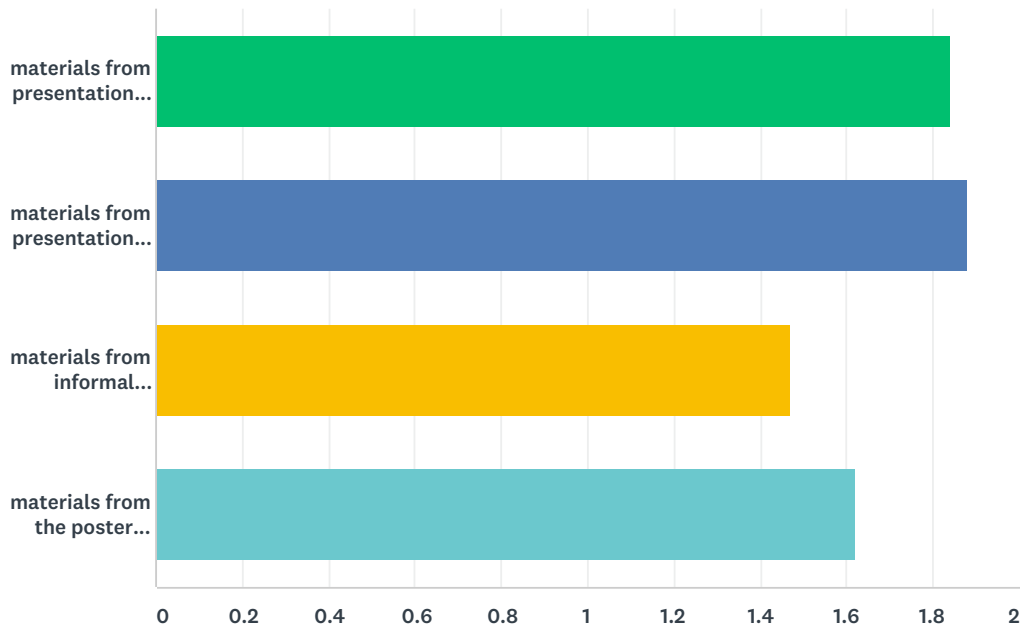
Answered: 67 Skipped: 1



ANSWER CHOICES	RESPONSES	
much too broad	1.49%	1
too broad	13.43%	9
about right	83.58%	56
too narrow	1.49%	1
much too narrow	0.00%	0
<b>TOTAL</b>		<b>67</b>

## Q. Are the materials you have gathered useful to your research?

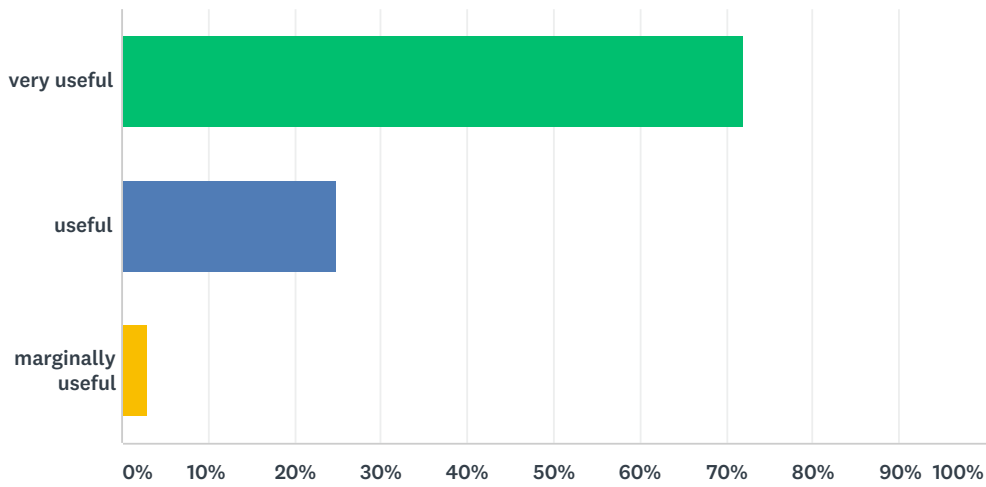
Answered: 68 Skipped: 0



	YES	MAYBE YES	NO	TOTAL	WEIGHTED AVERAGE
materials from presentations in your own discipline	32.35% 22	51.47% 35	16.18% 11	68	1.84
materials from presentations in other disciplines	25.00% 17	61.76% 42	13.24% 9	68	1.88
materials from informal discussions	55.88% 38	41.18% 28	2.94% 2	68	1.47
materials from the poster sessions	45.59% 31	47.06% 32	7.35% 5	68	1.62

### Q. Was the symposium useful to widen your scientific perspectives in general by thinking about issues related to fields other than your own?

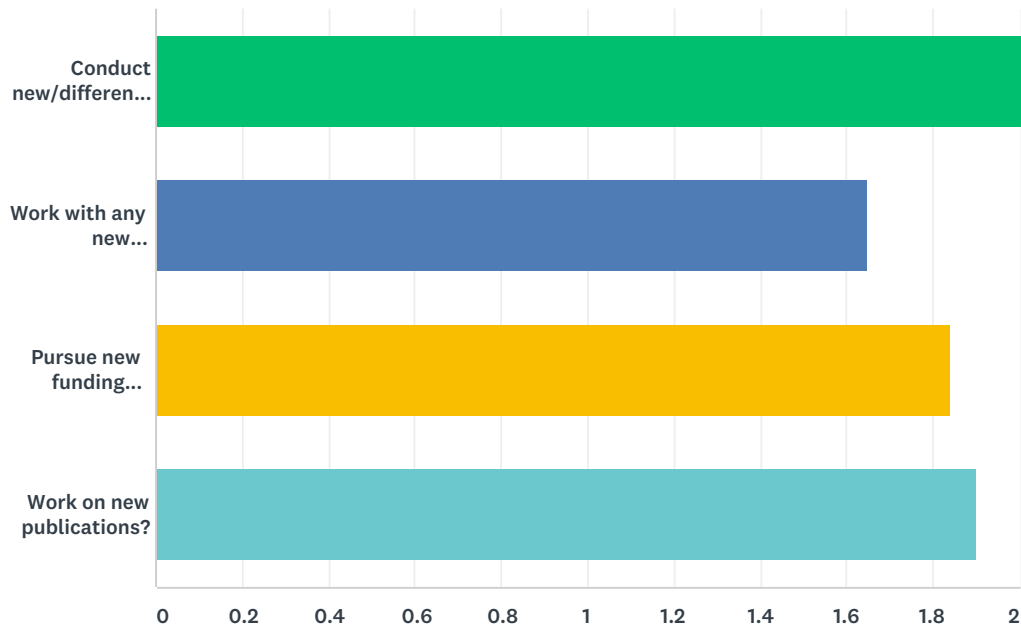
Answered: 68 Skipped: 0



ANSWER CHOICES	RESPONSES	
very useful	72.06%	49
useful	25.00%	17
marginally useful	2.94%	2
TOTAL		68

## Q. As a result of this symposium, do you expect to:

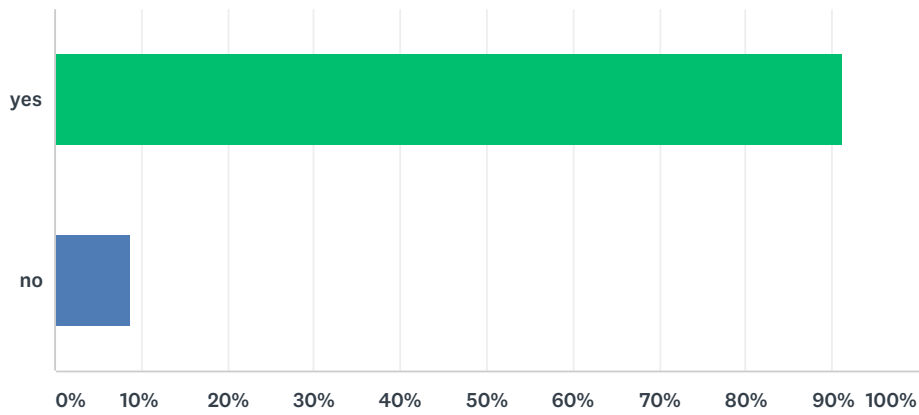
Answered: 68 Skipped: 0



	YES	MAYBE YES	NO	TOTAL	WEIGHTED AVERAGE
Conduct new/different research?	26.47% 18	47.06% 32	26.47% 18	68	2.00
Work with any new contacts/collaborators?	44.12% 30	47.06% 32	8.82% 6	68	1.65
Pursue new funding opportunities?	36.76% 25	42.65% 29	20.59% 14	68	1.84
Work on new publications?	33.82% 23	42.65% 29	23.53% 16	68	1.90

### Q. Based on your experience at this meeting, would you attend another symposium of this format again?

Answered: 68 Skipped: 0



ANSWER CHOICES	RESPONSES	
yes	91.18%	62
no	8.82%	6
TOTAL		68