

# FY 2012 WPI Project Progress Report

## World Premier International Research Center Initiative (WPI)

Host Institution	<b>Tokyo Institute of Technology</b>	Host Institution Head	<b>Yoshinao Mishima, President</b>
Research Center	<i>Earth-Life Science Institute (ELSI)</i>	Center Director	<b>Kei Hirose</b>

\* Prepare this report based on the current (31 March 2013) situation of the WPI Center.

\* Amounts of money are to be noted in yen in this report. When necessary to convert other currencies into yen, please give the exchange rate used.

### Summary of center project progress

#### Center Development

- The center opened on December 7<sup>th</sup> 2012 and the Center Director, Administrative Director, two Vice-Directors, and Councilor were appointed. A Research Administrator with a PhD was also hired to assist the Center Director in supporting research at ELSI.
- A Satellite Center was established at the Geodynamics Research Center (GRC), Ehime University, and preparations are under way to establish Satellite Centers at the Institute for Advanced Study (IAS) in Princeton and at Harvard University.
- The International Promotion and Researcher Support Department, Operations Department, and Public Relations Department were established within the Operations and Administration Division.
- An International Advisory Board has been established under the supervision of the Center Director, and three board members with knowledge in relevant fields from in and outside Japan have been appointed. An International Advisory Board meeting was held and participants in this meeting offered guidance and advice on the operation and administration of ELSI.
- An administrative staff member from the university has been appointed to provide administrative support and, in April 2013, it was decided to appoint another two members. Further, four administrative staff with high proficiency in English language have also been appointed to assist non-Japanese researchers to deal with the language barriers.
- Three people were recruited as long-term members and members through international recruitment, and a total of six people were selected for appointment in the next academic year.

#### Management

- The Research Center's own rules have been established separately from those of the university. Moreover, the Center has established divisions and a top-down decision-making structure led by the Center Director.
- The Steering Committee (which comprises the Center Director, the Vice-Director,

- and others) meets weekly to discuss important proposals relating to the management of the Center and assist the Center Director in making decisions.
- Principal Investigators Meeting (PIs Meeting) is held once a month. At this meeting, the Principal Investigators exchange opinions and information regarding the administration of the Center and report on the development of the Center, research progress, and other matters.
- Following the advice of the PR specialist, a logo and website for ELSI were designed and established.
- A Public Relations Officer has been selected and will be formally appointed from April 2013.

#### Space

- The university has provided one of the buildings (2,670 m<sup>2</sup>) on its campus to serve as the ELSI Building. Part of this building has been modified to create the Director's Office, Administration Office, Reception Room, and other facilities. Furthermore, land was secured near the ELSI building to construct an additional new building of 5000 m<sup>2</sup>; the preliminary design for this building has been completed.

#### Non-Japanese Researcher Support

- Twenty rooms at Tokyo Tech's International House facility have been reserved to accommodate international researchers.
- A contact desk has been set up in the Operations and Administration Division to provide support for non-Japanese researchers living in Japan.

#### Meetings, Symposia, and Related Topics

- An interdisciplinary approach is being promoted through ELSI seminars, which are held twice monthly to deepen the understanding between different fields and to help young researchers improve their presentation skills.
- The opening ceremony was held on March 27th 2013. An international symposium was held for two and a half days following the opening ceremony.

## 1. Summary of center project

<Plan at start of project>

### 1. Research Objectives

The **Earth-Life Science Institute (ELSI)** aims to answer the fundamental question "**when and where did life originate and how did it evolve?**" This question, which originated with the Greek philosophers, has been one of the most important topics of natural science. We will focus our research on addressing the unique environments on the early Earth that gave birth to life and their subsequent changes, with the main aim to study the origin and early evolution of life and persistent ecological systems in their geological context. We will also approach the primordial environment of the Earth through explorations of deep-sea microbial ecosystems and extraterrestrial primitive asteroids. In addition, we will critically examine the universality of these processes, to determine the uniqueness of our planet, with implications for the search for extraterrestrial life, both in the solar system and beyond.

ELSI will be thoroughly interdisciplinary from the start, integrating three areas in science that are essential for understanding the early stages of Earth and life.

1. Geological sciences, including geology, geochemistry and geophysics of the early Earth, as the sciences that describe the environment in which life first originated, and which shaped, and in turn was shaped by, its further evolution.
2. Biological sciences, ranging from biochemistry and systems biology to environmental microbiology, as the sciences that can investigate the processes that led to the origin and early evolution of life and ecological systems on Earth and elsewhere.
3. Broadly interdisciplinary input from a range of other scientific fields, from mathematics and physics and chemistry all the way to computer science and cognitive science, to shed completely new light on the age old question of how life first appeared and then evolved.

Why these three areas? Clearly, biological sciences are needed to discuss the details of any possible early life forms, and how they managed to become both more complex and more robust. In addition, any discussion about the origin of life needs a detailed description and analysis of the environment in which the building blocks of life came together, and the way in which evolution started to optimize the combinations of those building blocks. Therefore, both geological and biological sciences are essential ingredients.

If there was any good agreement about roughly where and how life formed, those two areas taken together might be enough to produce more and more refined models of the co-evolution of life and environment, right from the appearance of the

<Results/progress/alternations from plan at start of project >

### 1. Research Objectives

- As shown in the column to the left; no changes.
- Following the launch of ELSI, the Center Director met with the Principal Investigators to hear the drafted five-year research plans; these plans were incorporated into a Master Research Plan. A Science Committee was also established and convened to continue updating the Research Roadmap.

first living cells. However, currently we are still rather far from such a situation. The debate about how life may have formed continues to range over a huge spectrum of possible environments, together with a wide set of theories of which molecules combined how to produce self-sustaining reactions that were both robust enough to be preserved and flexible enough to admit increasing growth in complexity through early forms of evolution. As long as we don't really have a strong clue as to which ideas are correct, it is a good idea to step back from the immediate details, and to solicit ways of thinking from other areas in science and mathematics. This is where the third area comes in, combining a range of broadly interdisciplinary sciences.

For example, in the last century some well-known physicists have moved into biology and thereby have triggered novel theoretical ways of thinking. In addition, it may well be that abstract modeling of self-sustaining processes, not directly aimed at very specific forms of chemistry, may teach us how to think on higher levels of abstraction about the origin of life. Computer scientists, in turn, can help with the design and execution of simulation methods that also show levels of abstraction not normally encountered in biochemistry. And finally, cognitive scientists with experience in pattern recognition and pattern generation and other cognitive processes may help in other ways: they may approach the interactive needs of the most primitive proto-cells in ways that biologists who are trained to work with current life forms may not easily stumble upon.

More specifically, here are the main research topics at ELSI, focused on the following questions:

**(A) Origin of the Earth**

- A1. How was the earth formed?
- A2. Why does water exist on Earth?
- A3. What is the deep part of the earth like?

**(B) Birth of Earth-Life system**

- B4. What was the state of the ocean and the atmosphere when life emerged?
- B5. Where did the Earth's life emerge?
- B6. What were the genomes of the first community like?

**(C) Evolution of Earth-Life system**

- C7. Why does the Earth's atmosphere contain oxygen?
- C8. How did the thermal evolution of the solid Earth change the ecosystem?
- C9. How did galactic events influence the Earth's surface environment?

**(D) Bioplanet in the Universe**

- D10. How unique is our planet?
- D11. How should we search for extraterrestrial life?

Our superiority in these studies is clear. We will study the unique environments on the early Earth by combining the research utilizing high-pressure/high-temperature experiments, theory of planet formation, and decoding the Earth's history, all of which are areas in which research at the Tokyo Institute of Technology (Tokyo Tech) is ahead of that at other places, nationally and internationally. In addition, Japanese scientists are also playing a leading role in the research of microbial ecological systems under extreme conditions, including those at deep-sea hydrothermal systems.

Moreover, we already have a rich tradition at Tokyo Tech in addressing many of these issues, based on unprecedented interdisciplinary research on Solid-Earth Science, Planetary Science, Geology, Environmental Biology, and Microbial Genome Science. Such collaborative research has been carried out by teams similar to ours since 2004 through the 21st century COE (Center of Excellence) Program and the Global COE Program. Based on our achievements in these programs, the research at ELSI will emphasize the roles of Earth's interior and the Universe in the origin and evolution of the Earth-life system. The main novel addition will be the even broader interdisciplinary connections in the third area listed above, for which we will make strong international connections with interdisciplinary groups elsewhere, such as the Program in Interdisciplinary Studies at the Institute for Advanced Study in Princeton.

- Include a chart that illustrates the center's overall structure including its collaborative linkages with other domestic and foreign institutions, and its management framework

## 2. Organization

The Center is led by the **Center Director**, Prof. Kei Hirose, who has the overall responsibility to create a world-leading research center. He will recruit leading scientists from around the world and give them both clear roles and freedom in research. The Center Director appoints all the research and administrative staff members. The **Steering Committee** will support and advise the Center Director in the overall operation of the Center and evaluation of each research and administrative staff member, in collaboration with the **International Advisory Board**.

We will have sixteen **Principal Investigators**, including six non-Japanese, two women, and three from the Satellite institutes (Ehime Univ., Institute for Advanced Study in Princeton & Harvard Univ.). Each Principal Investigator has his or her own research group including **post-docs**. The Center will also hire post-docs who have much freedom in research with loose connection to a specific group. The evaluation of research activity by each scientist will be made through an **Annual Evaluation Workshop** in the presence of International Advisory Board members.

Collaborative research is promoted through extensive communications between the different groups. Piet Hut, currently a Professor of Interdisciplinary Studies at the Institute for Advanced Study (Princeton), will organize regular events (daily,

## 2. Organization

### (1) Overall

- ELSI was officially opened on December 7th 2012, and the Center Director, Administrative Director, two Vice-Directors (concurrently Principal Investigators), and Councilor were appointed.
- The Steering Committee was established and comprises the Center Director, the Administrative Director, and the two Vice-Directors. Moreover, a framework was created to advise and support the Center Director on matters relating to the operation of the Center. Specifically, these matters include internal coordination, formulation of rules, research environments, and personnel matters. A Steering Committee meeting is currently held once a week.
- The Center Director has established two committees under the Steering Committee to discuss issues relating to strategies and direction for current research and public relations activities, as follows.
  - The Science Committee:
    - discusses the Research Master Plan and the Research Roadmap.
  - The Web Site Committee:
    - discusses the state of public relations activities, including creation of the web

weekly, and monthly) that will stimulate broadly interdisciplinary interactions within the Center itself, as well as between the Center and Tokyo Tech as a whole.

The **Operations and Administration Division** is led by the **Administrative Director**, Dr. Kiyoshi Nakazawa who has rich experience in creating new organizations, in the first few years with the aid of **Executive Administrative Director**. It consists of an International Promotion and Researcher Support Department, an Operations Department, and a Public Relations Department (Figure 10). Proper administrative officers of Tokyo Tech will be assigned to the former two departments, providing the primary interface with existing administration offices of the university. Some administrators will stay at the Institute for Advanced Study in Princeton, our Satellite institute, for a few months to learn their highly efficient administrative system. The functions of the Operations and Administration Division will be carried out by a couple of **Research Advisors** with academic background, who support both researchers and administrators. A **Life Advisor** will be assigned to each non-Japanese family, assisting with immigration, housing, and daily life. **Research Communicators** in the Public Relations Department will be charged with overall outreach activities, including monthly meeting with journalists, a **Summer Internship Program** for high-school students, public lectures on topics of general interest such as Hayabusa missions, etc.

ELSI will have three **Satellites** at Ehime University, the Institute for Advanced Study in Princeton, and Harvard University (Figure 13). We also make strong connections with the Institute of Space and Astronomical Science (ISAS) of the Japan Aerospace Extrapolation Agency (JAXA), and the Japan Agency for Marine Science and Technology (JAMSTEC), where some Principal Investigators are based. These two agencies perform large-scale investigations of extraterrestrial bodies and to deep-sea hydrothermal systems, whose research targets are closely related to our scientific goals. In addition to these institutes, we will collaborate with a number of domestic and over-sea institutions listed in Figure 13. Exchange of scientists with these institutions is an important mission for ELSI in its role to become a world communication center.

#### Mission Statement and/or Center Identity

So far, discussions about the origin of life on Earth have been mostly limited to the biochemistry of proto-life forms. While the Earth environment has been described as a “cradle of life”, the image of a “cradle” points to a supporting background role, rather than a dynamic interplay. In ELSI, we want to radically broaden these discussions by focusing equally strongly on both sides of Earth and Life. For one thing, life is preserved through a continuous exchange of matter and energy with the surrounding environment. For another, it is a two-way interaction: as soon as life forms are present, they start to influence the environment, just as the environment is influencing life. Our basic outlook is reflected in the name of our proposed center: ELSI stands for Earth-Life Science Institute, in which Earth

site.

- The Principal Investigators Meeting (PIs Meeting) is held monthly to exchange opinions and information about Center operations and administration and to report on progress with the development of the Center and its research. Overseas researchers also participate (via Skype and other means) as much as possible.
- After consulting with the Steering Committee and well-experienced personnel both inside and outside the university, the Center Director requested the appointment of three International Advisory Board members; this was approved. The first International Advisory Board meeting was held on March 29th 2013.

#### International Advisory Board Members

- Masuo Aizawa, Chairperson (Advisor, Japan Science and Technology Agency)
  - Douglas Lin, Board Member (Professor, University of California Santa Cruz)
  - Robert Hazen, Board Member (Research Scientist, Carnegie Institution)
- Further members will be added to the International Advisory Board going forward.
- A well-experienced person who is prominent overseas was welcomed as Councilor. Advice and feedback were gained with regards to promoting interdisciplinary research and international collaborative research, as well as recruiting leading scientists, etc.
  - The Young Researchers (Lecturers) Recruitment Committee was established with the Center Director as its chairperson, and an international recruitment drive was undertaken.
  - Employment of the nine applicants who responded to the international recruitment from January 2013 has been decided in stages. (Of these applicants, two were non-Japanese researchers and three were female researchers). One of the applicants was appointed to ELSI in February 2013 and a further two were appointed in March.
  - In principle, as a starting point for regular events to promote interdisciplinary research, all researchers staying at ELSI participate in seminars (typically every other week) and lunch meetings (held on Tuesday through Thursday). The focus of these events is to break down the “language” and “culture” barriers that exist between fields. The planning and execution of this series of events have been advised by Principal Investigator Piet Hut.

sciences and Life sciences will be equally represented.

In addition, we will replace the biology question of the “origin of life” with the more relevant interdisciplinary question regarding the “birth of a persistent ecological system.” An important goal in our research will be to clarify the initial ecological system that allowed a stable and persistent existence of life even under the various harsh and violent changes of the environment at the beginning of the Earth’s history.

And while we will study life in the context of the early Earth environment, similarly we will also study how the Earth itself was formed and how its conditions changed, inside the Earth as well as on the surface. In the course of these studies, we will critically examine the universality and uniqueness of our planet that gave birth to life as we know it, with implications for the search for extraterrestrial life in both solar and extra-solar systems.

We will perform our research through cutting-edge lab experiments, computer simulations, and field observations. We may also need to develop wider pictures of metabolism and self-reproduction on more abstract meta levels through a broadly interdisciplinary approach. How such abstract models are then implemented on molecular levels may differ between life on Earth and elsewhere.

In contrast to NASA’s Astrobiology Institute whose research topics are broadly similar to ours, we emphasize the role of the Earth as a whole in the origin and evolution of life, based on the past achievements of collaborative studies at Tokyo Tech. Most importantly, ELSI will not be a virtual institute. People from different fields will gather together at ELSI to make it a foremost interdisciplinary research institute. We will promote internal communications through a series of daily, weekly, and monthly events, following the Program for Interdisciplinary Studies at the Institute for Advanced Study (IAS) in Princeton as a model. This IAS program will act as a satellite center for ELSI.

The success of ELSI will depend strongly on its research environment, and the recruitment of good scientists. We are planning to build up a strong interdisciplinary program within ELSI. This will attract a wide variety of top scientists to visit ELSI to interact with members there and also with each other. We do not want to define job specifications too strongly beforehand. Rather, we prefer to attract top scientists first, and then to finetune the research program around their skills and interests. In addition to promoting internal communications, the Center Director is responsible for providing the best research environment. PIs joining from Tokyo Tech will be reassigned as Professors of ELSI, in order to be freed at least from the duty of teaching undergraduate students. A very efficient research-oriented administrative system will be created through evaluation and education of administrators.

ELSI will also play a strong role as a communication center. We will promote

## (2) Operations and Administration Division

- After the opening of the Center, Dr. Kiyoshi Nakazawa assumed the post of Administrative Director as planned. The Administrative Director has overseen the smooth setup of ELSI in accordance with the wishes of the Center Director by arranging internal coordination and rulemaking.
- It was decided to assign a person with management experience, recommended by Tokyo Tech, as an assistant to support the Administrative Director and undertake administrative duties. (Appointment on April 1st 2013).
- The International Promotion and Researcher Support Department, Operations Department, and Public Relations Department were established under the Administrative Director. A status report on each department follows.

### —International Promotion and Researcher Support Department

- A Research Administrator was hired as an assistant to the Center Director to assume responsibility for supporting research and acting as a bridge between researchers and administrative staff.
- Two Life Advisors were hired to provide support for non-Japanese researchers and their families, including help with immigration procedures and matters relating to everyday life in Japan.

### —Operations Department

- A staff member from Tokyo Tech, with a strong background in administrative duties, was assigned to the Operations Department. Tokyo Tech has also decided to assign a staff member well versed in accounting at the request of ELSI.
- Tokyo Tech and the Center have employed an administrative staff member with a background in accounting and general affairs

### —Public Relations Department

- A Public Relations Committee (Advisory Committee to the Center Director) was established to discuss the current status of outreach activities. The Public Relations Committee invited a PR specialist with a background in science to run a workshop on PR and outreach activities based on communication of science and technology.
- Following the advice of the PR specialist, Research Communicators were recruited and selected to work primarily with ELSI PR and outreach activities, and the Public Relations Officer and Public Relations Advisor were selected. (Appointment on April 1 2013).

interdisciplinary connections between researchers internationally and nationally. In addition, we will combine our research with outreach and education. Spacecrafts such as Hayabusa and Hayabusa-2, and questions about the formation of Earth and the origin of life, as well as extraterrestrial life are of strong interest to the general public, and thus perfect for outreach. As for education, we will create a Summer Internship Program for high school students, based on nation-wide competitions in high schools in Japan. These activities will also help not only ELSI but also its host, Tokyo Tech, to further increase both its international and domestic visibility.

### (3) Satellite and Collaborating Institutions

- A Satellite Center was established at the Geodynamics Research Center (GRC), Ehime University, and preparations are under way to formally establish Satellite Centers at the Institute for Advanced Study (IAS) in Princeton and at the Origins of Life Initiative at Harvard University.
- Institutions to which Principal Investigators belong (other than Tokyo Tech and the satellite institutions) are treated as collaborating institutions. ELSI has started preparing and negotiating conditions to allow Principal Investigators to concentrate on research at ELSI as needed.

### Mission Statement and/or Center Identity

#### (1) Mission Statement

- As shown in the column to the left, no changes.

#### (2) Center Characteristics

- Although rather few researchers were included within the ELSI framework during the 2012 academic year, the center remained committed to holding its seminars and lunchtime meetings; these should be attended by all members in principle. Short-stay international researchers were requested to provide topics for discussion, and applicants selected for interviews were asked to present their research in public for relevant parties. These measures were part of ongoing efforts to enrich the content of the seminars and lunchtime meetings and to provide opportunities for researchers to encounter a wider spectrum of research fields.
- The host institution, Tokyo Tech, will disburse (at the President's discretion) posts to the faculties of Principal Investigators from Tokyo Tech who have transferred, or plan to transfer to ELSI, in order to secure staff to conduct faculty education programs in place of such Principal Investigators.

## 2. Research fields

<Plan at start of project >

- Fill in the name of the target research field of the project.
- Specifying the inter-disciplinary field(s) to which the project may be closely related.

### **Interdisciplinary Research on Solid-Earth Science, Planetary Science, Geology, Environmental Biology, and Microbial Genome Science**

We will promote integrated research in fields related to the formation of the Earth in the early solar system, the environment and the creation of life on the early Earth, and the co-evolution of the Earth-Life system, using the keyword “early Earth”. Through the study of Earth, we will clarify both universal and unique aspects of the Earth, from which life emerged and evolved, and we will predict the presence or absence of life on other planets. In order to immediately apply our research results to search for extraterrestrial life, we will work in close cooperation with space exploration missions and astronomical observation teams.

- Describe the importance of the proposed research field, including domestic and international R&D trends in the field .

### **Importance and trend of the research field**

The life science and Earth science should be linked, simply because life is a phenomenon that can exist only through the exchange of energies and matter with the surrounding environment. We will therefore integrate research on the Earth and life, and explore “how our life can originate and continue on this planet” through a detailed study focused on the early Earth. This is one of the most important questions that natural science, beginning with Greek philosophy, has asked until this modern age. It is amazing and fascinating that so much progress has been made during the last 20 years, in related fields, on a question that has been at the heart of science for 2700 years. Three trends will be described in the following sections.

#### **1. Understanding the Earth**

Recently, rapid progress has been made in analyzing the deepest parts of the Earth, and we now have a detailed image of the Earth’s interior, including the core of the Earth. One of the major factors in this progress has been a drastic advancement in ultrahigh pressure experiment techniques by Hirose, the Institute manager, and Irifune, the person in charge of the Ehime satellite Center. Ten years

<Results/progress/alternations from plan at start of project >

- As shown in the column to the left, no changes.



ago, most experiments covered a depth of only 2000 km, but currently experiments studying the center of the Earth, 6400 km deep, are being conducted. As a result, Hirose et al. found that the lowermost mantle is composed of a newly-discovered mineral phase, post-perovskite. They also found that the associated phase transition activates convective motion in the mantle. These are great accomplishments achieved in Japan. Furthermore, Hirose et al. have analyzed crystal structures of the inner core of the Earth's deepest part. As a result, the actual state of the Earth's core, which so far had been a topic of speculation, is now becoming a realistic subject of experimentation.

Most of the past ultrahigh pressure experiments were conducted for understanding the "current Earth". The research is now targeting "the Earth of the past", and "**the early Earth**". The advancement of a series of ultrahigh pressure experimental techniques enables the ultrahigh temperatures during formation of the Earth to be reproduced. Hirose et al. experimentally confirmed the hypothesis of "Bottom Magma Ocean" where the molten rock, which mostly covered the primitive Earth's surface extended all the way down to the deepest parts of the mantle. In principle, this could allow a much more complete degassing of the volatiles that formed the oceans and atmosphere of the Earth. It is apparent that the extensive differentiation of the Earth due to the magma ocean is a major factor controlling subsequent changes of the Earth, resulting in determining the upheaval of the surface environment.

Complementing these discoveries, the progress of research on geology and geochemistry of the early Earth is remarkable. As a result, on a macro and long-term time scale, it is becoming clear that Life and Earth evolved together. In the 1980's, the Precambrian Paleontology Research Group led by Bill Schopf found many bacterial fossils in Precambrian rocks older than 1 billion years ago. This revealed that life was active on the early Earth. Unfortunately, it was impossible to classify the fossil bacteria based on their simple forms, and it was unknown "what functions and metabolisms were active on the early Earth". After that, the geochemical bio-indicators such as stable isotope ratios of bio-essential elements were established, and certain physiological natures and metabolisms could be continuously read off the geological records. Currently, the biogeochemical cycle of C, N, S, and Fe, etc. can be traced back to 3.8 billion years ago. Furthermore, this research on geochemistry is reaching a level that produces quantitative estimates of the chemical environment on the early Earth, including the atmospheric composition and redox status of the oceans. The "decoding whole-Earth history" project led by Kumazawa and Maruyama, Institute PI, pioneered this research in Japan since 1995. Then, internationally, the Agouron Institute started their scientific drilling project in the Kalahari Desert in South Africa (PI, Kirschvink), followed by the NASA Astrobiology Institute and continental drilling programs of France and Australia, etc. Research programs by Tokyo Institute of Technology COE/G-COE programs also played a role in the research of the evolution of the Earth.

The results of this research uncovered unexpected aspects of atmospheric evolution, such as the Great Oxidation Event, and climate changes, such as Snowball Earth, found by Kirschvink, an Institute PI, implying an important relationship between environmental changes and the evolution of life. The ultimate causes for these environmental changes have not yet been identified; however, changes of the solid Earth (rapid continental growth, increase in sedimentary rocks, intense volcanic activities and geomagnetic field intensity changes), sudden biological evolution of oxygen-releasing photosynthesis, and the impact from galactic events (increase in cosmic rays on Earth), have been discussed actively. A number of new concepts have originated from interdisciplinary research by Tokyo Institute of Technology's G-COE program. To determine the origin and evolution of life on Earth, it is time to pay close attention to the relationship between the thermal evolution of the Earth including its deep mantle and core and long-term changes in the Earth-Life system.

## **2. Geomicrobiology**

Since 1977, when unique microbial and macrofaunal communities were found in the deep-sea hydrothermal system where sunlight does not reach, environments where we can imagine the limits of life and its activity have been extensively explored. Microorganisms are especially good at adapting to extreme physical and chemical conditions, such as temperatures, pressures, pH, and redox state. The investigations of the microorganisms in these extreme environments provided us with confidence that extraterrestrial life may thrive in environments somewhat similar to the Earth's ocean. The impact from the discovery of deep-sea hydrothermal ecosystems immediately led to the hypothesis of "hydrothermal origin of life". Observations of the deep-sea for over 30 years, from 1977, by researchers in Japan, U.S. and Europe, identified that the physical and chemical environments in deep-sea hydrothermal systems are extremely varied. Each hydrothermal ecosystem uniquely depends on its chemical environment, which is ultimately controlled by the geological settings and reactions with the seawater. Therefore, the type of the first ecosystem of this planet must have been controlled by the composition of the primitive crust produced when the magma ocean solidified and by the primitive ocean chemistry. The driving mechanisms of the early ecosystems are based on chemical energy inputs supplied by the Earth's interior. From the standpoints of energy mass balance, Earth and Life cannot be separated and thus consists of a single Earth-Life system. These recognitions led to the establishment of the Biogeoscience division at large-scale academic meetings of Earth and life sciences, such as the American Geophysical Union (AGU), the Japan Geoscience Union (JPGU) and the Golschmidt Conference.

Takai, the Institute PI, led the exploration of deep-sea hydrothermal ecosystems by JAMSTEC, and succeeded to clarify the key role of molecular hydrogen and to establish a new theory of the hydrothermal origin of life. Through his observations,

it has been more deeply understood that most life forms exist as a community, not as a single population, and their activity is closely linked to the geologically determined physico-chemical environment. On the other hand, it has been revealed that the ecosystem itself plays an important role in the evolution of the atmosphere and ocean chemistry.

Microbial genome and metagenome sciences are keys to understand the early and modern ecosystems and to extract general principles from the great complexity of ecosystem formation and behavior. Rapid development of next-generation sequencers and data analysis methods enable us to obtain, extract and interpret enormous amount of data and information, expanding our knowledge at unprecedented rates. With engineering developments to synthesize long-chain DNA, synthetic biology has been developed, which enables experiments to determine the function and robustness of the artificially created DNA. In addition, both research targets have been extended to the primitive living system of a community as well as single cells.

### **3. Discovery of “Earth-like” exo-planets**

Since 1995 when extra-solar planets were first found, the number of planets newly discovered has increased drastically. Many terrestrial planets (super-Earths) have been discovered beyond the solar system in the last 17 years, and the size distribution is rapidly expanding, to reach down to the size of the Earth. The most recent observations and theoretical models suggest that more than 20% of percent of solar-type stars have Earth-like planets, resulting in increased discussion about extraterrestrial life within the field of astronomy.

In a parallel development, the discovery of past water traces on Mars, and observational data that strongly suggests the existence of internal oceans in Europa (a satellite of Jupiter) and Enceladus (a satellite of Saturn), gave us great expectations that there may be other celestial bodies in the solar system that might harbor life.

In this manner, the hope of finding life on celestial bodies has now become a concrete expectation. Because of this situation, using current or future observational techniques, we can begin to look for biosignatures of extraterrestrial life, or actual extraterrestrial life. The major idea is to detect atmospheric components of biological origin, such as ozone, by direct spectroscopic observation of light emitted by extra-solar planets. Such observations form one of the highlights for next-generation large ground-based telescopes (Thirty Meter Telescope: TMT and Extremely Large Telescope: ELT) planned by international consortiums. Also, using radio telescopes, organic matter in interstellar molecules has been discovered.

The search for extraterrestrial life includes *in situ* analysis or sample return by space missions in addition to the remote sensing by telescope observations. “Mars Science Laboratory” which NASA launched last year, will arrive at Mars on August 5 of this year, and has the capability to detect organic matter on the surface of Mars.

Also, one of the purposes of “Hayabusa-2” is to detect water and organic matter on a primitive C-type asteroid through a sample return. European Space Agency’s (ESA) “JUICE” mission, which was approved this year, potentially in cooperation with JAXA, is to explore the icy moon Europa. This space mission will explore conditions for the presence of life by capturing water plumes emitted from the icy moon (observed on Enceladus by the Cassini mission) probably originating from an internal ocean.

As just described, science missions searching for extraterrestrial life have already started, and atmospheres of extra-solar Earth-like planets will be investigated through spectroscopic observation within the next 10 years. Thus, the understanding of the universality and uniqueness of our Earth, and the presence or absence of biological activity will dramatically advance. In this way, Earth and planetary sciences will be revolutionized, upon finding habitable planets beyond our current imagination. Before such observations will start, we need to establish a new field of “Bio-planetology” that will predict which types of planets may harbor life and what observation methods should be used for finding them. This should be an urgent issue for earth and planetary sciences and astronomy.

- If centers in similar fields already exist in Japan or overseas, please list them.

#### **List of centers in similar research fields**

International:

- NASA Astrobiology Institute (NAI)
- Extremely large ground-based telescope programs (TMT and ELT)
- Continental drilling programs (France, South Africa, Europe), Deep-sea drilling programs (ODP, etc.)

Domestic:

- Institute for research on Earth Evolution (IFREE)
- Precambrian Ecosystem Laboratory, JAMSTEC
- Tokyo Institute of Technology G-COE

- Describe why you believe that your project can satisfy the criteria of this call for proposals, especially: “a field in which Japan’s expertise can excel,” “A field that has international appeal,” and “a field that can stand continuously at a top world level by perpetually and strategically spawning related new domains in ways that the field may sustain the future capacity over the relatively long project-funding period of ten years.”

#### **Japanese expertise**

In this institute, we first “recreate the Earth” through ultrahigh pressure experiments and simulations based on planet formation theory. We then increase our understanding of the origin and early evolution of the Earth-Life system through geological and microbiological research, and study the universality of life-hosting planets through generalizing from the case of the Earth. Among these, ultrahigh pressure experiments and planet formation theory are, without a doubt, world-renowned specialties of the Japanese in the fields of earth and planetary sciences. In the ultrahigh pressure experiments, the multi-anvil apparatus and diamond (anvil) cell apparatus are the two major high pressure generators that are most widely used. The former apparatus was mainly developed by Naoto Kawai in Osaka University in the 1960’s. The apparatus and experiment techniques have been exported worldwide from Japan. The person at the leading edge of developing these techniques is Irifune, an Institute PI. The latter apparatus has the disadvantage that microscopic samples are used; however, it has become the major apparatus for high pressure earth science with the advent of radiation light facilities. Only the group lead by Hirose, the Institute manager, can realize the ultrahigh pressure and high temperature environment at the center of the Earth. Both groups, led by Irifune and Hirose, have achieved great results based on their world-class ultrahigh pressure experiment techniques, and the superiority of those results will continue for the next 10 years. In addition, particle beams are required to analyze microscopic samples under high pressure. Having the world’s most advanced high pressure sample analysis facilities, such as the world’s largest facility for synchrotron radiation, SPring-8, and the Japan Proton Accelerator Research Complex, J-PARC, form some of Japan’s superior.

Equally leading internationally, planet formation theory began with the solar system formation standard theory, “Kyoto model”, established in the 1980’s. Currently Ida’s group in Tokyo Institute of Technology (an Institute PI) has taken over, and a new “Tokyo Tech model” is being established. That process is closely connected with the development of large scale computer systems. Makino, an Institute PI, has contributed greatly to the development of the world’s fastest super computer, by setting clear, scientific goals. This was realized by a unique approach of integrating the development of hardware, algorithms, and software and scientific research, and his expertise will be invaluable.

In the 1990’s, a project on “decoding the whole Earth history” was promoted mainly by Maruyama, an Institute PI. In this project, ahead of the inception of the encoding the evolution of life on the early Earth by the NASA Astrobiology Institute, much progress was made in collecting, encoding and analyzing of rocks from the early Earth worldwide. Rock samples collected from all over the world reached a total of over 165000 samples. These samples are stored at Tokyo Institute of Technology and made available for collaborative research all around the world. Collecting rocks in consideration of the changes in the solid Earth is an exclusive part of this project.

For deep-sea hydrothermal exploration, Japan has the best capability in the world, led by the Japan Agency for Marine-Earth Science and Technology. Takai, an Institute PI, et al. have initiated geomicrobiology of the deep-sea hydrothermal systems and have provided basic principles of interaction between the geo- and life-systems through more than 10 years of exploration of his group, utilizing world-class, large-scale research facilities. In addition, he and his colleagues have presented a grand hypothesis describing how the most ancient, continuing community of life originated in the primitive deep ocean and how the early evolution and global propagation of life was successfully achieved in the highly varying and evolving early environments in the primitive ocean.

While Europe and the U.S. lead the way regarding the observation of extra-solar planets in the universe, Japan has also achieved many essential results, such as a sample return from asteroids by Hayabusa and Hayabusa-2, and direct imaging of extra-solar planets by the Subaru Telescope.

In addition to the expertise of each individual researcher, the collective research done in the “project on decoding the Earth evolution”, “Tokyo Institute of Technology COE project: the Earth” and “Tokyo Institute of Technology Global COE Project: From the Earth to the Earths”, has provided interdisciplinary integrated research by geoscientists, planetary scientists, and life scientists. This research, starting 20 years ago, has firmly established Japan’s leading role in these fields, internationally.

### **International appeal of ELSI**

It is obvious that interest in the origin and evolution of Earth and life is common among humankind in all ages and places. The possible existence of life on Mars and the icy moons Europa and Enceladus with potential internal oceans has been extensively discussed as a near future target for space exploration. Recently, a large number of extra-solar planets have been found, and some of them may have oceans like on Earth. In this age when the existence of life in the universe is beginning to be scientifically discussed, we face an increasing importance of understanding the origin of the Earth, from which life has grown.

The program of the NASA Astrobiology Institute systematically began research on extraterrestrial life and the environment on the early Earth, and has greatly contributed to promoting astrobiology. However, the program is a research and development promotion program, and is done by a virtual organization where researchers in different fields do their research separately in their own institutes. In contrast, there are many advantages in having an organization in which the researchers in different fields physically gather, such as in the Tokyo Institute of Technology G-COE program and the system earth and life sciences program, “Precambrian Ecosystem Laboratory”, promoted by JAMSTEC in Japan. These programs have destroyed the walls existing between the research fields, and have succeeded in a real integration of fields, to some extent at least. In fact, the roles of

<p>the solid Earth and the universe in influencing the origin and evolution of life have received attention as new key concepts. Based on our existing programs, we seek to become a truly international research institute in this field.</p> <p>The “early Earth” that we focus on, is an almost untouched field so far, waiting for the experimental and numerical techniques that we plan to use. As there is little direct physical evidence, research on the early Earth is a great challenge for geology and life science. It is clear that the early Earth and early Life have followed a path of joined evolution. An international institute that researches on such unresolved important fields should attract the eyes of the world.</p>	
--	--

<p>3. Research objectives</p>	
<p>&lt; Plan at start of project &gt;</p> <ul style="list-style-type: none"> <li>Describe in a clear and easy-to-understand manner the research objectives that the project seeks to achieve by the end of the grant period (in 10 years). In describing the objectives, the following should be articulated in an easily understandable manner: What kind of research area do you plan to open up by, for example, fusing various fields? In the process, what world-level scientific and/or technological issues are sought to be resolved? What is the expected impact of the scientific advances to be achieved on society in the future?</li> </ul> <p>We focus on <b>the early Earth</b> when life emerged, and will answer the following scientific questions: (A) How was the Earth formed within the solar system? (B) How was the earth's first ecosystem established, and (C) How can the earth and life evolve after the first state. Through the study of the Earth, we clarify universality and uniqueness of the planet Earth harboring life. Further, we utilize the outcomes of the research (D) to provide guidance for the search for life on other planets and moons. Each of those themes is performed under an interdisciplinary fusion of different fields. Each question to be solved is discussed in detail below.</p>	<p>&lt; Results/progress/alternations from plan at start of project &gt;</p> <p>Research Objectives</p> <ul style="list-style-type: none"> <li>As shown in the column to the left, no changes.</li> </ul> <p>Research Plan</p> <ul style="list-style-type: none"> <li>In order to achieve the research objectives, the Principal Investigators and Associate Principal Investigators have reviewed the next five years of research content and planning. Based on this information, the Center Director has formulated a Research Master Plan and updated the Research Roadmap as below.</li> </ul>

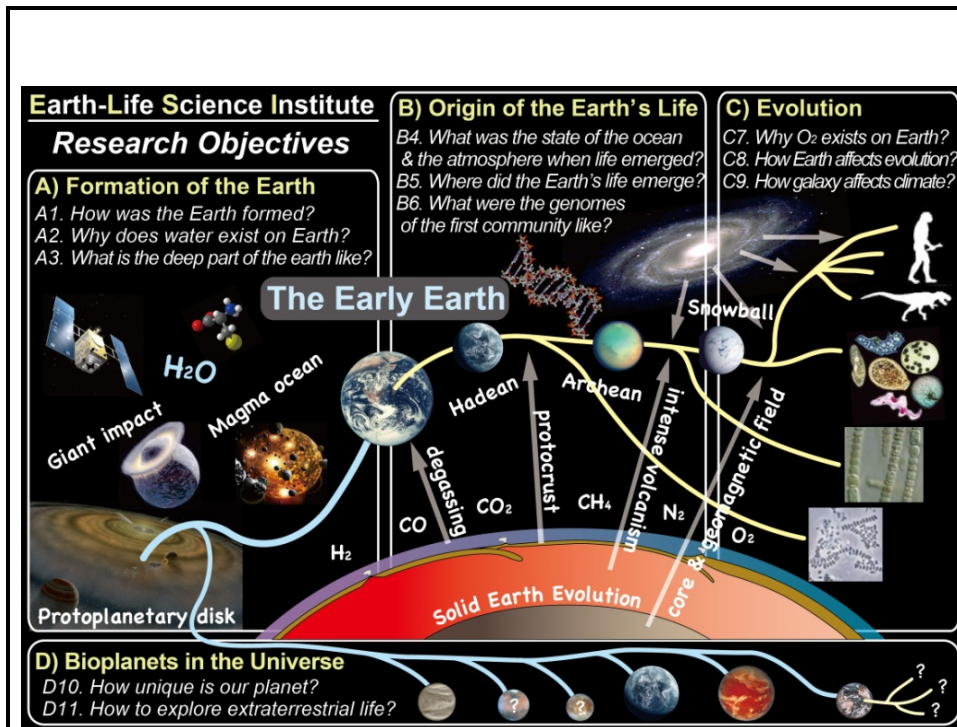


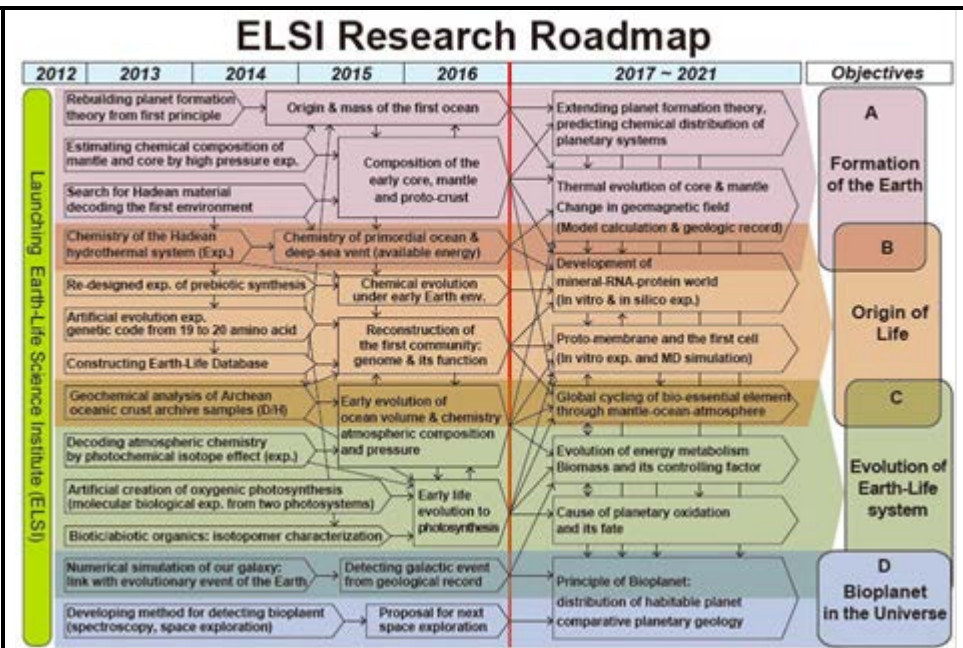
Figure 1. Summary of research objectives.

### A) Origin of the Earth

The main goal of our study is to understand how the planet Earth was formed and harbored life. It is critical to determine the first state of the Earth from central core, through mantle and crust, to the ocean and the atmosphere. First, we aim to understand (1) how the earth was formed in the solar system using a theory from first principles, examining the theoretical model from the viewpoint of the chemical composition of the Earth. (2) Breaking through the conventional idea of habitable zone (i.e. just presence of liquid water), we will find out factors which determined the appropriate level of ocean water on the Earth. And finally, (3) we experimentally reproduce material differentiation of the early Earth before and after the birth of life.

#### A1. How was the earth formed?

The Kyoto Model is well known as the standard model for planet formation in the solar system. However, many problems remain unsolved. In particular, due to the recent finding of many extra-solar planetary systems with quite diverse structures, a more general theory of the planet formation process is now necessary. We abandon many of the simplifications used in conventional models, and rebuild



- The ELSI Seminars were held approximately twice monthly for the entire institute, rather than for individual fields or labs. It is intended that these seminars will be held weekly from the next academic year.
- Meanwhile, to promote interdisciplinary research between individual fields, four Study Groups were established based on the Roadmap. The interdisciplinary research topics of each Study Group are as follows.

- SG1: Planetary water
- SG2: Prebiotic chemistry
- SG3: Biosphere evolution
- SG4: Solid Earth

Each group must present a weekly or fortnightly seminar to help flesh out the specific plan for their research topic and refine their next research targets. Moreover, SG4 is working to deepen its organic ties with the Ehime University Satellite Center by holding monthly half-day workshops alternately at the Center and at Ehime Satellite Center. In this way, a framework for instigating cross-disciplinary research is taking shape.

A report on the progress of each research theme for the fiscal year 2012 is presented below.



the planet formation theory, in order to understand the planet formation and the evolution processes from first principles. Furthermore, we verify our theoretical models by clarifying the chemical composition of the bulk earth, by determining the composition of the present core and lower mantle of the earth on the basis of super-high-pressure experiments.

#### **A2. Why does water exist on Earth?**

Presence of liquid water conventionally has been considered as one of the conditions for habitable planets, and the range of orbital radii in which liquid water can exist is called a habitable zone. However, the factors that determine the amount of water on a planet are not known yet, and coexistence of ocean and land may also be a condition for a planet for life to emerge. Therefore, we investigate the unsolved problem of why this amount of water exists on Earth, from the most recent planet formation theory developed in A1.

#### **A3. What is the deep part of the earth like?**

As the magma ocean was formed and solidified, the earth materially differentiated into the core, the mantle, the crust, the ocean, and the atmosphere. Such material differentiation in the early period of the Earth determined the subsequent mantle dynamics and thermal evolution of the Earth. Through volcanic activity, continental growth and magnetic field formation, it should have had a significant influence on changes of the surface environment and the evolution of life. We investigate such a material differentiation by high-pressure experiment and computer simulation.

#### **B) Birth of Earth-Life system**

Sustainable life cannot exist as an individual living form (homogeneous origin), but rather as a community (heterogeneous origin) interacting with its surrounding environment. Surely, the so-called “origins of life” should be discussed as entirely different phenomena from the emergence of the most ancient living ecosystem of our ultimate ancestors. We focus on the first Earth-Life system including the atmosphere, the ocean, the rocks, and the biological community that co-evolved finally into the present life. Our goal is to understand when, where and how the Earth-Life system was established. In ELSI, we will try to solve the following three questions.

#### **B4. What was the state of the ocean and the atmosphere when life emerged?**

What was the composition of the initial atmosphere, the ocean and the crust at the time of the birth of life? It is still largely an unsolved scientific question. We will build a verifiable model for the first ocean and atmosphere by 1) a forward approach based on the high-temperature experiments and theoretical simulations of A1 to A3, and 2) a reverse approach from the geological record. With the technical development of geochemical tracers, we will decode the chemistry of the early ocean and the atmosphere from rock records dating back to 4 billion years ago, and we will test the theoretical model thoroughly.

#### **A) Origin of the Earth**

In the 1980s, the Kyoto Model was proposed as a standard theory for planet formation that explained the main characteristics of planets in our solar system. Thereafter, exploration of our solar system has provided us further information about planets, and many planets have been discovered in extra-solar system. Therefore, we need to reconstruct the planet formation theory. Furthermore, a more detailed theory of planet formation must be developed in order to clarify the origin of life-bearing planet, that is the Earth.

ELSI has begun researching the formation of planets, not from the perspective of individual formation processes but rather taking an integrated approach based on first principles, studying the entire process from protoplanetary disk through to planets. Research is focused particularly on the mutual interaction between gases and solid objects (dusts, planetesimals, protoplanets, and planets) in the protoplanetary disk. A concrete research plan has been formulated to investigate in detail the interaction between gases and solids at various levels during the long timescales required for planet formation. For example, it has been known that planets move and fall toward the sun because of the mutual gravitational interaction between planets and the protoplanetary disk. By carefully investigating this long-term irreversible mutual interaction, we will be able to explain the diversity of the extrasolar planetary systems.

Tracking the evolutionary process from a protoplanetary disk to a planet in an integrated manner requires extremely precise calculation methods and computing resources that are able to process a massive amount of calculations at high speed. Principal Investigator Makino and his team addressed the issue of calculating fluid motion in a protoplanetary disk with high precision by improving the smoothed particle hydrodynamics (SPH) method. To date, the method has been formularized and basic test calculations have been completed. This method is capable of handling not only processes of planetary formation, but also problems in simulating the evolution of the solid Earth, e.g., dynamics of mantle–plate boundary. The team plans to work with the high-pressure Earth science group studying research target C8 (solid Earth evolution) to develop this research

### **B5. Where did the Earth's life emerge?**

We will elucidate where a sustainable "Earth-Life system" was established by asking the question: "what are the fundamental conditions required for Earth's life?" We explore the conditions, timing and interactive relations behind the generation of the most ancient living ecosystem and the early evolution through interdisciplinary investigations of specific environments in the modern Earth (e.g., hydrothermal systems) that are analogous to those on the early Earth or Mars. Interrelationship between the energy mass balance of the system, the elemental composition, material cycling and the functional and metabolic organization of microbial communities in the system are the keys to answer these questions.

### **B6. What were the genomes of the first community like?**

Starting from simple pre-biotic compounds through complex and functioning large molecules, life was born as a community of living forms. What was the gene set of the first community like? This dates back to the interactive assemblage of genes in the most primitive living forms which later formed the genomes of the modern microbial communities. What are the factors that enabled sustainable and evolvable ecosystems to be built? In addition, where was the initial environment located that was able to utilize 20 kinds of amino acid and genetic codes? How did it become a life system? We approach those fundamental problems experimentally.

### **C) Evolution of the Earth-Life system**

After the emergence of life on Earth, life has evolved in close interaction with surface environmental changes, ultimately linking with the thermal evolution of solid earth and possibly with changes in the galactic environment. We aim to understand these evolutionary aspects of the present-day environment in which organisms including human beings now exist, through decoding the geological record and through systematic evolutionary biology. We will especially focus on three revolutionary events, (1) the onset of photosynthetic oxygen production, (2) the emergence of Eukaryotes and (3) the emergence of multicellular animals (metazoans), and we will try to understand the roles of the thermal evolution of the Earth and galactic events as driving forces of these three steps in biological evolution.

### **C7. Why does the Earth's atmosphere contain oxygen?**

We will elucidate how life on Earth evolved from chemosynthetic life, dependent on the Earth's internal energy supply, to the photosynthetic life dependent on solar irradiation. This "revolution of energy metabolism" was probably driven by environmental changes in the atmosphere and the ocean. The key approach is a combination of (1) the systematic and evolutionary biochemistry of energy metabolisms and (2) geology/geochemistry decoding of newly emerging rock records for testing the scenario. The fusion of these studies will answer the following questions: When, where, and why did the

further. Principal Investigator Piet Hut and his team improved the handling of data formats for large scale simulations in astrophysics, useful for simulations of planetary formation and evolution (Farr, Ames, Hut, Makino et al., 2012). It is also fundamentally important to increase computing speed for the development of simulation research. Within the commissioned research from JST entitled "Feasibility Study on Future HPC Infrastructures" Principal Investigator Makino is participating in the study entitled "Feasibility Study on Future HPC Infrastructures with Accelerated Computing Mechanisms." In this role, he has been investigating processors for the next generation of supercomputers.

The presence of liquid water is thought to be a prerequisite for the formation of a planet where life emerges. Principal Investigator Maruyama and a Long-Term Member Genda have concluded, based on detailed investigation of Earth history, that not only the presence of liquid water, but also extremely small amounts of liquid water were important for the emergence of life on the Earth (Maruyama et al. 2013). Moreover, Maruyama et al. (2013) suggested that, in order to make an Earth with an extremely small amount of water, a dry Earth must first be formed and a small amount of water then added to that Earth. Based on the detailed planet formation theory that will be reconstructed at ELSI, we have begun investigating whether such a Earth should be always formed or purely by chance.

For example, to make a dry Earth, the planetesimals that made up the majority of the Earth would have to have been dry. According to the latest protoplanetary disk model (Oka, Nakamoto, and Ida 2011), the snowline (the location in the protoplanetary disk where water vapor condenses into water ice) moves into 1 AU (the distance between the Earth and the Sun), indicating the formation of a Earth with enormous amount of water. To solve this problem, Principal Investigator Ida and his team considered the flow of gases within the disk and the filter effect of dust due to the planetesimals that formed beforehand. This enabled them to create a model that avoided a wet Earth. To understand the composition of the early Earth, it is necessary to know the chemical composition of the entire Earth. At ELSI, researchers use both experimental and theoretical methods to estimate the chemical composition of the inner mantle and the core. Researchers also aim to measure the basic values of substance characteristics (e.g., heat conduction ratio), which are extremely important for a thorough understanding of Earth history.

Principal Investigator Irifune and his team developed a high-precision experimental technology to measure the velocity of elastic waves under lower mantle conditions. Recently, the team embarked upon an attempt to formularize, from first principles, a method of estimating the thermal conductivities under high-temperature and high-pressure conditions. This will provide important information that will help illuminate the thermal evolution of the Earth.

Principal Investigator Hirose and his team worked on measuring thermal

oxygen-producing photosynthesis emerge? When and how was the atmosphere oxidized? Was the birth of eukaryotes really caused by the ascent of oxygen?

#### **C8. How did the thermal evolution of the solid Earth change the ecosystem?**

We will explore how the long-term cooling of the solid Earth influenced the co-evolution of life, atmosphere and ocean. We will elucidate the changes in the chemically-stratified structure of the Earth's interior over time based on convection simulations with parameters defined by our high pressure experiments (A3), and we will evaluate the intensity of the volcanic activities and growth rate of continents. Using the physical properties of the core determined by A3, we will perform numerical simulations of the convection in the core and its change through time. We will estimate the timing of the birth of the inner core, which probably changed the geomagnetic intensity. In addition, using the geological samples, we will analyze paleogeomagnetic intensity through time, large-scale volcanic activity, continental growth, and we will thoroughly verify the simulation results. Taking the surface environmental changes brought by the solid earth evolution into account, we will re-evaluate the causes of the two evolutionary events: the emergence of eukaryotes and the emergence of metazoans.

#### **C9. How did galactic events influence the Earth's surface environment?**

We will estimate the changes in our galactic environment during the 4.6 billion years history of our solar system based on theories and observations. Recently, the understanding of the disk and spiral structure of our galaxy has substantially changed. The travel history of our solar system within the galaxy and its relation to the Earth's history is still largely unknown. We will elucidate this issue based on new theoretical simulations and astronomical observations of our galaxy, and we will evaluate the influences on the Earth's surface environment. Furthermore, by using deep-sea sediments of specific ages and developing cosmochemical techniques, we will try to locate evidence of these galactic events, to further clarify the influence on the climate and the Earth's biological evolution.

### **D) Bioplanet in the universe**

#### **D10. How unique is our planet?**

Through the study of Earth, obtained from A1 to C9, we will clarify both universal and unique aspects of the Earth. We will generalize them and construct a "Bio-Planetology" that has the potential to predict the presence or absence of life on other planets.

#### **D11. How should we search for extraterrestrial life?**

We will work closely with those in the fields of space missions and astronomical observations, in order to apply the research results of the above points A to C for the detection of life on planets, moons and similar objects. Within the next 10 years, spectroscopic observations will start to yield information about the atmospheres of extra-solar Earth-like planets in the habitable zones, which may contain oceans. Before that, we will establish criteria for life-harboring

conductivities and determining a phase diagram of the Fe-FeS system under core pressure conditions. Thermal conductivity of the Earth's core was found to be significantly higher than previously estimated. They reexamined the cooling history of the Earth's core, and found that the inner core is at least 1 billion years younger than was thought previously, and that the mantle had been melted on a large scale during the early Earth phase (Gomi et al. submitted 2013). Based on the phase diagram of the Fe-FeS system, it was shown that sulfur also contributes to the density jump at the inner core boundary; that is, there is no evidence to suggest that oxygen is a major light element in the core, as had been assumed previously. Such constraints on the light elements present in the core will be extremely important in understanding the formation process of the Earth.

### **B) Origin of the Earth-Life system**

To further advance research focused on the origin of life on Earth, the ELSI International Symposium held in March brought together domestic and international researchers from the front lines of research into the origins of life for three days of discussion. In particular, the discussion focused on problems of chemical evolution. Through such discussions, the participants were able to prioritize research problems. For example, the "water paradox" indicated by Prof. Benner (water is essential for bioactivity but biological macromolecules hydrolyze in a water solution, providing a mystery as to the process by which they progress into higher molecules), the "tar paradox", and the problem of phosphate supply were all found to be of utmost importance. These issues helped to increase the volume of research included in the research plan.

The location of the environment that gave birth to life on early Earth was the subject of a new theory presented by Principal Investigator Maruyama and his team (Maruyama et al. 2013). According to their theory, a primordial continent was present on the Earth in the Hadean eon, more than 4 billion years ago, but subsequently disappeared. The rocks that formed this continent may have provided nutrients including phosphate and created an environment conducive to prebiotic molecules forming into higher molecules. This theory suggests that organic molecules may have formed through evaporative processes in hot water spots on land, and differs from the conventional seafloor hydrothermal origin theory.

Jim Cleaves, a Long-Term Member of ELSI, has focused on prebiotic chemistry, including the organic chemistry of Titan and carbonaceous chondrites, and its limits in geochemical contexts (Cleaves, 2012; Cleaves et al. 2012; Bennet et al., 2013; Parker et al., in press). These works are important for defining the types of compounds and environmental processes which could have led to the origin of life.

planets using the results of our explorations on the early Earth and its subsequent evolution.

#### [Social Impact]

The ultimate goal of this study is to go back to the origin of science, and ask ourselves "why are we here?" There is no question that the results of our research activities will revolutionize our views of Earth and life, as state-of-the-art scientific achievements and the most advanced attainments of intellectual and cultural activity of human beings. Our research will stimulate young people who will carry the future of the scientific nation of Japan by reminding them of the intellectual desire and curiosity that is the original instinct of human beings, through which they distinguished themselves from other creatures.

Each type of research is conducted with clear scientific objectives while developing new advanced techniques. As a result, there are countless effects on the society in the short term. For example, development of techniques for ultra-high-pressure and ultra-high-temperature experiments; development of high speed large-scale computer systems; design and development of organic molecules on the basis of chemical evolution experiments; finding previously unrecognized factors controlling global environmental change; innovation of advanced techniques of environmental measurements, analysis and decoding; discovery and a wide spectrum of application of novel and unique extremophilic microorganisms; large-scale acquisition of microbial genetic information and resources; developing, analyzing and mining enormous quantities of genomic data; making progress in space exploration technology driven by the intellectual desire of human beings, and so on. However, these short-term impacts are only by-products of this program.

- Describe concretely the research plan to achieve these objectives and any related past achievements related to the proposal.

#### [Research plan]

We will try to answer the above 11 questions from A1 to D11 through interdisciplinary investigations. Each research plan is described in detail below.

##### **A1. How was the earth formed?**

We aim at a theoretical understanding of the planet formation process by means of a three-dimensional global simulation of protoplanetary disks consisting of gas and dust. For such study we need to perform long-term three-dimensional simulations of differentially rotating gas disks with sufficient accuracy, which has been considered impossible. The artificial transport of energy and angular momentum due to the finite resolution causes changes in the spatial structure of gas

A chemical evolution experiment has been planned to verify this theory and will recreate the environment of the time. Prof. Hara (an ELSI's Affiliated Scientist) and his group have designed a batch-type reactor, a flow-type reactor, and other equipment for use in experiments that recreate special environments similar to those of the early Earth (i.e., hot springs on the surface of the primordial continents, seafloor hydrothermal systems, and serpentinite hot springs). It is intended to use this equipment to enable researchers to discover the location at which a sustainable system of life on Earth first emerged through a process of evolution from simple molecules to higher macromolecules. Study Group 2 (Prebiotic Chemistry) has begun work on formulating a more specific research plan, including experimental conditions. Specialists studying early Earth have joined Group 2 and provide up-to-date understanding of the early Earth environment when chemical evolution took place.

Another objective of the ELSI is to investigate the earliest atmospheric and oceanic environment when life was born. Investigating the quantity of seawater is an important research topic, as it can indicate whether land exists. We aim to conduct calculations using the planet formation theory, and then verify our scenario based on geological records, as this will enable discussions on the origin and evolution of seawater on earth. In order to proceed with this interdisciplinary research, Study Group 1 (Planetary Water) was created. By gathering researchers from both planetary science fields and geological science fields, this group enables routine discussions to be conducted, and from such discussions research focusing on the hydrogen isotopic composition has begun, which is considered to be the key that links the research of both disciplines. Ueno Associate PI and his colleagues established a system for determining hydrogen isotopic compositions in hydrous minerals, targeting basaltic rocks of which the oceanic crust of the early earth is comprised. This method was preliminarily applied to analyze a basaltic rock specimen that had been hydrated through a seafloor alteration process occurring approximately 3.4 billion years ago. The results show that, in comparison with present-day seawater, there was little deuterium in seawater at that time. We will plan to examine the changes in mass of seawater throughout the history of the Earth, as well as the factors contributing to such changes in the future. It is also expected that we will identify the source that brought seawater to the earth. Incorporating the hydrogen isotope ratios in a model for reproducing the supply of water to the earth, (with the incorporation of planetary gas disks, accumulation or impact of carbonaceous planetesimals, as well as the fall of comets on earth, etc.), in a theoretical study of planet formation is therefore considered, and comparisons will be made with geological records of primordial seawater that were induced by such individual scenarios.

Kurokawa PI and his associates have redescribed all disclosed microorganism

disks on a dynamical timescale. It is not clear if we can achieve the necessary accuracy to prevent such numerical artifacts. Even if we could, the long timescale requires very long integration times, and therefore very large amounts of computer resources.

Recent advances in computer technology have solved at least partially the problem of computing resources. Thus, the problem of accuracy has become more important. We are currently working on the improvement of the SPH (smoothed particle hydrodynamics) method, in order to reduce the artificial transport and to improve resolution.

In ELSI, we will take the following approach. We try to understand the diversity of the planet formation process by global simulations with appropriate modeling of required physical processes, instead of the traditional approach in which we construct a global view by combining our understanding of processes obtained by local simulations.

We have been leading the research of the planet formation process for the last two decades, since Ida and Makino (1992). Moreover, we have developed special-purpose computers for N-body simulations and new parallel algorithms, and we have been leading the world in the simulation of galactic disks, similar to protoplanetary disks since they are also rotating systems of particles and fluids.

In addition to these advantages in computational science, we form one of the leading centers in the world, for theoretical research on planet formation. Therefore, it is expected that there will be new developments by combining theoretical studies and large-scale simulations. The PI, Ida and his colleagues have done numerous studies on elementary processes. As for the global simulation of the gas disk, we have been working on large-scale simulations of the galactic disk beginning with Saitoh et al. (2008).

Numerous extra-solar planets very close to central stars have been found, and this strongly suggests that the formed planets migrated inward through the interaction with the disk gas. However, our solar system cannot be reproduced if we incorporate such migrations with the existing formulas. In order to resolve this contradiction, we must simultaneously solve the evolution of the disk structure and planet formation. These global simulations will become extremely important for the understanding of events such as the late heavy bombardment and water transportation into the early Earth by the impact of asteroids or comets.

On the other hand, it is important to identify the chemical composition of the lower mantle, which accounts for 60% of the volume of the earth and the light element content in the metallic core, in order to elucidating the original composition of the Earth. Our ultra-high-pressure experiments with geochemical/geophysical information can constrain the original concentration of volatile elements such as O, S and Si in the metallic core, resulting in great progress in the elucidation of the Earth's building blocks. This makes it possible to establish important boundary conditions for the simulation of the formation process of the early solar system, and

genome information, as well as metagenome information, with the Full RDF-OWL, and then combined this with MEO Ontology to build a new integrated database known as "MicrobeDB.jp." This makes it possible to perform inference searches by utilizing Semantic Web Technologies. A demo version has been released (<http://microbedb.jp/MDBdemo/>). Furthermore, such technologies have been used as a foundation for the design of a system of an exhaustive database containing genetic information and environmental factors, known as "Earth-Life DB." Ontology developments, such as for FALDO, INSDC Ontology, MCCV, PDO-SYMP, GMO and others, are also being promoted, together with research. In addition, a metagenome analysis of hot spring samples, considered to be an environment similar to that of an early Earth system, was conducted to develop an analysis method essential for the integrated analysis of genetic information and environmental factors.

Kiga Associate PI and his associates published a paper on the reproduction of genetic codes from the past, in relation to the synthesis of missing enzymes (Kawahara-Kobayashi et al., 2012). Unlike current life forms that use 20 types of amino acids for genetic coding, ancient life forms are believed to have used only 19 types of amino acids to prepare their genetic codes. This recognition was shared internationally at discussions held during the symposium in March. The development of technologies to further reduce the number of amino acids (Amikura et al., in revision) as well as the construction of reporter proteins with a reduced number of amino acids is currently being promoted. Based on a mathematical model, a positive feedback system was implemented inside living cells of two types of *E coli* as part of research on dynamics that create a robust "ecosystem." To further promote ELSI's interdisciplinary research including the above ones, an open laboratory was set up.

### **C) Evolution of the Earth-life system**

Another important objective of the ELSI is to elucidate the mechanism involved in the evolution of life on Earth, (as well as the evolution of the atmosphere-ocean system). This will be achieved by tracing the evolution of life after its emergence, simultaneously with the evolution of the Earth's environment. The early evolutionary events of: (1) the transformation from chemical synthesis to photosynthesis; (2) the emergence of oxygenic photosynthesis and subsequent atmospheric oxidation; and (3) the emergence of eukaryotes, are considered particularly important, and research is therefore promoted with a focus on these issues.

Yoshida PI and his associates have started a research of the intramolecular isotopic distribution of organic molecules generated in biological and non-biological processes. A preliminary study involving independent use of NMR

elucidate how the Earth was formed, and its uniqueness and universality in the planet formation process.

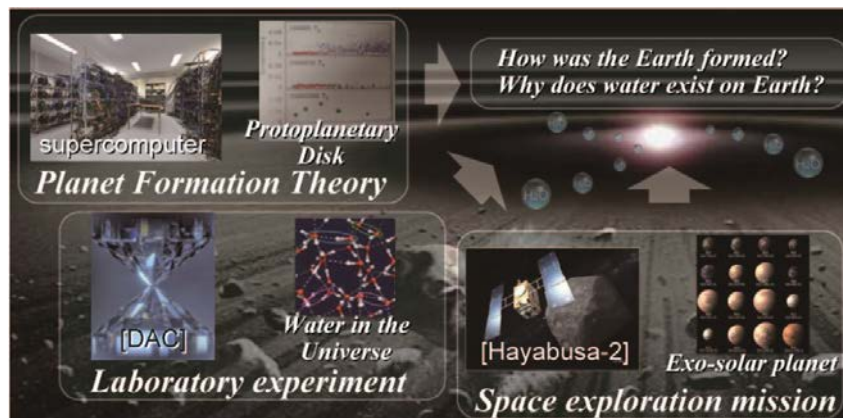


Figure 2. The formation of the Earth in solar system will be examined by a combination of computer simulations of planet formation, with the aid of laboratory experiments and information about extraterrestrial bodies (related to questions A1 & A2).

## A2. Why does water exist on Earth?

In the conventional planet formation theory, it is extremely difficult to explain how the Earth came to have an ocean of 1/10000 of the planet mass, a very fine-tuned amount. In a protoplanetary disk, H<sub>2</sub>O ice dust can be condensed from the disk gas only in a low temperature range (below 160-170K) beyond 3AU. Actually, while asteroids originating from the region near 3AU include about 10wt% of H<sub>2</sub>O water, the ones from well inside 3AU do not contain H<sub>2</sub>O ice at all. If this is true, it means that dust material around 1AU from which the Earth is formed did not contain H<sub>2</sub>O.

Conventionally, research has mostly focused on the theory that water was brought to the Earth by accidental collisions with asteroids or comets formed beyond 3AU. For instance, there is a simulation, which studied possible scattering of icy planetesimals by the formation of Jupiter. However, as scattering phenomena are chaotic, each simulation generated a different outcome, resulting in tens of wt% as Earth's water content in one simulation, and zero water content in another. If this approach is correct, the Earth's water content is unpredictable and the H<sub>2</sub>O water content of the Earth and creation of life were determined by pure coincidence. However, this "asteroid/comet collision model" is yet to set out a scenario consistent with the hydrogen and oxygen isotope ratios of the Earth. Based upon an improved planet formation theory constructed in A1, we will discuss this "coincidental collision theory."

and IRMS techniques has already demonstrated that intramolecular carbon isotope distribution of the hydrocarbon chain can be measured and may reflect the process of hydrocarbon synthesis (Gilbert, Yoshida et al., in review). It should be possible to decode abiological or biological origin of sedimentary organic molecules through the intramolecular isotopic distribution of chain hydrocarbons. The study is also expected to clarify process of abiogenic organic synthesis that occurred at the time when life emerged.

Research into anomalous isotopic fractionations that arise in photochemical reactions occurring in the atmosphere, as well as their preservation processes in sediments, is currently being promoted in order to clarify the atmospheric composition of early earth and its fluctuating factors. The group of Ueno Associate PI and Yoshida PI has determined the wavelength dependency of isotopic fractionations with regards to SO<sub>2</sub> photodissociation reactions and SO<sub>2</sub> photoexcitation reactions that trigger particularly significant isotopic anomalies among atmospheric chemical reactions (Danielach, Ueno, Yoshida, et al., 2012). This research was further developed in 2012, and it was discovered that the amount of SO<sub>2</sub> flowing into the atmosphere, which fluctuates depending on the varying intensity of volcanic activity, has emerged as a signal for an isotopic anomaly (Hattori, Ueno, Yoshida, et al., 2012). Through such experiments, it was discovered that isotopic anomalies that occur from photodissociation reactions have a wavelength dependency, and it was therefore recognized that the isotopic fractionation varied according to the atmospheric composition and pressure. Since this knowledge is useful in clarifying the evolution of the atmosphere of the early earth, a new spectrometer was installed to acquire spectral data with a higher spectral resolution for each isotopic species. This research was then commenced for further pursuing wavelength dependencies and pressure dependencies.

ELSI-JAMSTEC research group led by Takai, PI investigated the hydrothermal carbonation at the 3.2 billion years old mid-ocean ridge basalt exposed in the Pilbara Craton, Western Australia (Shibuya et al., 2012). The results clearly indicated that the hydrothermal carbonation occurred along the axial zones of a middle Archean mid-ocean ridge. A model suggested that the observed isotopic variation reflects the thermal structure and that the carbon source for calcite was derived from seawater. The mineralogical, geochemical, and geological features of calcite provide the amount of CO<sub>2</sub> in the whole oceanic crust per seafloor unit area ( $1.2 \times 10^7$  mol/m<sup>2</sup>). Based on this value, CO<sub>2</sub> flux from the ocean to the oceanic crust in the middle Archean could be estimated to be  $1.5 \times 10^{14}$  mol/yr. The estimated CO<sub>2</sub> flux into the oceanic crust was two orders of magnitude higher than the modern value, which pointed to the significance of sea-floor hydrothermal carbonation thorough the early Archean carbon cycle (Nakamura et al., 2004; Shibuya et al., 2010).

We will also consider other possibilities than the collision model. We have already outlined a new model for reactions between a primitive hydrogen atmosphere and a magma ocean (Genda and Ikoma, 2008). In this model, H<sub>2</sub>O is produced by a terrestrial planet itself, thus the existence of oceans on Earth is inevitable and the amount of H<sub>2</sub>O is determined by the planetary parameters.

The habitable zone is a range in orbital radius in which a planet can have liquid water under an atmosphere. However, unless H<sub>2</sub>O was brought to a planet by some mechanism, or the planet produced H<sub>2</sub>O by itself, an ocean cannot have existed and neither could life have emerged. In order to investigate why and how life was created on Earth, as well as to estimate the possibility of the existence of life on planets in habitable zones in planetary systems outside the Solar system, it is very important to elucidate why water exists on the Earth in the current amount.

We also address this issue by contributing to the scientific mission plan of JAXA's Hayabusa-2. The Hayabusa-2 mission plans sample return from a primitive C-type asteroid, which may be formed near the ice boundary, and it will clarify H<sub>2</sub>O's behavior in planet formation.

Thus, the conditions for the existence of liquid H<sub>2</sub>O are not easy to satisfy. It is well known that, because of its unique character, H<sub>2</sub>O's density decreases in the phase transition from liquid to solid phase. Moreover, various icy phases exist under extremely high pressure. By integrating H<sub>2</sub>O study in material science and study of celestial bodies in the Solar system that contain H<sub>2</sub>O (not only oceans on the Earth, but also in asteroids, comets, icy satellites, Uranus and Neptune), we expect that there will be a new field "H<sub>2</sub>O in the universe" and its relationship with life.

Because ELSI will include leading scientists in planet formation theory (S. Ida) and extremely high pressure experiments (K. Hirose), and leaders in science and engineering parts of HAYABUSA 2 (M. Fujimoto and H. Kuninaka), we can form a strong group to investigate this new and important problem.

### **A3. What is the deep part of the earth like?**

**Lower mantle:** First, we need to clarify the chemical composition of the lower mantle, which composes 60% of Earth in mass. We will carry out experiments on realistic model compounds by employing the multi-anvil apparatus, in order to precisely determine the phase transition, element partitioning, density, and elastic wave velocity under high-pressure and -temperature conditions of the lower mantle. By comparing the results with seismological data, we will then clarify the lower mantle chemical composition. This provides important constraints to the chemical differentiation that occurred inside the Earth, the origin of layered structure, as well as its dynamics and evolution.

**Core composition:** The chemical composition of the core is one of the most important problems in the solid Earth science. It will be obtained on the basis of diamond-anvil cell experiments by measuring the sound velocity and density of liquid Fe-alloys using synchrotron X-rays, differentiation of light elements at the

To shed light on the global biogeochemical nitrogen cycle throughout Earth's history, the ELSI-JAMSTEC research group first investigated the physiological properties and isotopic characteristics of nitrogen fixation in hyperthermophilic methanogens. Hyperthermophilic methanogens have been theoretically and empirically predicted as one of the most ancient and predominant primary producers in H<sub>2</sub>-rich hydrothermal environments (Takai et al., 2006; Russell et al., 2010). The research group found that the methanogens very actively assimilated dinitrogen (N<sub>2</sub>) via molybdenum (Mo)-iron (Fe) nitrogenase under broad ranges of Mo and Fe concentrations relevant to present and past oceanic and hydrothermal environments. The experimental results strongly indicated that diazotrophic methanogens are the most important primary producers in seafloor and subseafloor hydrothermal environments, where the availability of organic carbon and nitrogen compounds and ammonium are extremely scarce. Further, based on the newly characterized isotopic fractionation of nitrogen fixation by the methanogens, the emergence and function of diazotrophy coupled with methanogenesis 3.5 billion years before the present was inferred from the nitrogen and carbon isotopic records from ancient hydrothermal deposits (Ueno et al., 2004; Nishizawa et al., 2007).

In order to elucidate the emergence of oxygenic phototrophs, Masuda and his associates began research to artificially create bacteria that performs oxygenic photosynthesis with anoxygenic phototrophs. The purple bacteria *R. sulfidophilum* has a photosystem II reaction center and performs anoxygenic photosynthesis with various sulfur compounds, such as hydrogen sulfide, as the source of electrons. A series of experimental plans were developed in order to create new types of photosynthesis bacteria by implementing a photosystem I reaction center in such bacteria and using two photochemical systems functioning with hydrogen sulfide as the source of electrons. All genome sequences were determined in 2012, for the purpose of serving as an overview for the metabolic system of *R. sulfidophilum* and the relevant enzymes. This led to the clarification of the gene set that is considered necessary for the metabolism of the respective sources of electrons. Furthermore, the acquired genome information led to the clarification of all bacteriochlorophyll synthesis enzyme genes of these bacteria, and we were able to estimate the genes required in order to synthesize bacteriochlorophyll using this bacteria.

The landing of phototrophs, which is an important turning point for the evolution of life on earth, was added as a new research topic. The current oxygen concentration is believed to have been attained through a rapid increase in the concentration of oxygen occurring in conjunction with the emergence of land vegetation. The land-basing of plants is furthermore considered to have made a significant contribution to the land-basing of animals later on, from the

inner core boundary, and the dissolution of light elements from the molten mantle into the core at the giant impact events on the early Earth.

The determination of chemical compositions of the lower mantle and core will elucidate the bulk Earth composition. Then, comparing the result with cosmic abundances of refractory elements, we can examine consistency with the theoretically-derived Earth-formation scenarios obtained in A1 above.

**Magma ocean and proto-crust:** We also examine the primordial layered structure inside the Earth, from the core to the proto-crust. We will reproduce experimentally the solidification of the magma ocean, which most likely extended to the whole mantle at the time of the Moon-forming giant impact event. While it has been believed that its solidification occurred from the bottom, recent experimental studies suggest that it started at the middle of the mantle, eventually spreading upward and downward, which changes the whole view of the solidification process.

The chemical composition of the Earth's proto-crust forming from the final residual melt after extensive crystallization of the magma ocean may have been significantly enriched in incompatible elements including phosphorus, the essential element for life. Indeed, the unusual type of rock called KREEP (K, REE, P-enriched) is found on the Moon's crust, but it can be different from the Earth's.

**Core evolution and geomagnetic field:** Finally, we study the thermal and dynamical evolution of the Earth's core based on its physical properties, from which we can estimate changes in geomagnetic field intensity through Earth's history. With the chemical composition of the core obtained above, we can determine temperature, thermal conductivity, effects of chemical buoyancy for convection, and possibly viscosity of the core, all of which are important for modeling.

At the same time, by using vast amounts of Precambrian rock samples collected by our geology team, changes in paleomagnetic intensity will be examined. We will apply new techniques developed mainly by the PI, Kirschvink to improve the database of paleogeomagnetic intensity for Precambrian times, and thereby test the predicted changes. Numerous intrusive complexes from large igneous provinces are being discovered and dated accurately with U/Pb techniques, and simple shallow drilling operations could provide pristine samples amenable to the modified Thellier/Thellier techniques needed for robust paleointensity determinations. Magnetic microscopy using Superconducting Quantum Interference Device (SQUID) technology may even allow these techniques to be used on detrital grains of Hadean age. These studies are link with the theme C8.

ELSI is fully equipped and ready to investigate the solidification of the magma ocean and chemically-stratified structure of the mantle, as well as to determine the primordial crust composition. Studies on core and lower mantle described above are primarily based on property measurements of iron alloys and silicate minerals, employing high pressure and temperature (*P-T*) experiments. At this point, the

perspective of providing sources of nutrients and not only delivering a supply of oxygen. The land based plant with the oldest ancestry among all currently known plants is believed to be moss. Moss is considered to have been in existence from at least 470 million to 480 million years, based on fossil evidence and molecular phylogenetic analysis. How eukaryotic phototrophs that inhabited in water (algae) became land based and what kind of living organisms the initial land based eukaryotic phototrophs were are still hardly known.

As members of GCOE, (the predecessor of ELSI), Ohta and his associates analyzed klebsormidium, (the most primitive multicellular charophytes considered to be the origin of land based plants). Genome analysis was performed, and the completed draft genome analysis in 2012 identified 16,063 individual genes within the genome. Furthermore, it was also revealed that 1,577 of these genes were closer to genes of land-based plants than to algae. Since klebsormidium is known to widely inhabit land as a land based algae, the analysis of the genes within this genome is considered to reveal how land based plants adapted from a stable underwater environment to a much harsher terrestrial environment. We consider klebsormidium to be a model, modern day living organism and intend to reveal the mechanism of its adaptation to a harsh environment with factors such as aridity, intense light, freezing, and oxidation stress. We also plan to clarify the period during which plants achieved land-basing, through joint research conducted with the earth history group.

#### **D) Bioplanet in the universe**

The knowledge obtained in the above (A) to (C) will be fully mobilized to build a scenario for planet formation at ELSI. This scenario is based on science and evidence, and preparations have now begun for ELSI to play a proactive role in the planning of the exploration mission in the solar system by JAXA. One such project is the "JUICE" project, an exploration mission of the icy satellites around Jupiter (ESA: European Space Agency, launch 2022). These icy satellites have been believed to have subsurface oceans. It is anticipated that life that differs from that on Earth will be discovered. Focusing on the subsurface seas, ELSI supports this exploration project and promotes the research of outer planets and their satellites. The supply of four observational instruments from Japan and the participation of Japanese researchers into three instrument teams is anticipated as a result of an observation instrument selection made by ESA (current as of February 2013). In response to this, a JUICE kickoff meeting was held in Japan, hosted by Fujimoto PI and Kuninaka PI.

Furthermore, ELSI also aims to actively participate in the "Hayabusa 2" project. The "Hayabusa 2" project is a solar system exploration project aimed at sample returning from a C-type asteroid known as 1999JU3, which is considered



Hirose team is the only group in the world which can simultaneously create extreme high  $P$ - $T$  conditions that exceed that of the center of the Earth (364 GPa, ~6000 K) by static experiments using the diamond-anvil cell (Tateno, Hirose et al., 2010, Science). Combining such leading-edge technology and synchrotron radiation X-rays, the group has achieved several outstanding results. These include the discovery of post-perovskite, a major mineral in the lowest mantle (Murakami, Hirose et al., 2004, Science), determination of the crystal structure of iron in the inner core, the discovery of a phase transition of FeO under outer-core pressure (Ozawa, Hirose et al., 2011, Science), and the discovery of the cubic structural phase of SiO<sub>2</sub> (Kuwayama, Hirose et al., 2005, Science). Furthermore, we have developed a new methodology for measuring properties such as the electrical and thermal conductivity (Ohta et al., 2008, Science), seismic velocity (Murakami et al., 2012, Nature), and element partitioning (Nomura et al., 2011, Nature) under high pressure, which resulted in making major breakthroughs. Also, pioneering research has been conducted on mantle materials by Irifune's team based on precise measurements in a multi-anvil apparatus (Irifune, 1994, Nature; Irifune et al., 1998; 2010, Science; Irifune et al., 2008, Nature; Irifune and Isshiki, 1998, Nature). More recently, they succeeded in making the first measurements of elastic wave velocity under lower mantle  $P$ - $T$  conditions. Meanwhile, as reported in Irifune et al. (2003, Nature), the team started applying the world's hardest nano-polycrystalline diamond for the multi-anvil apparatus. This technology is expected to enable precise experiments under the entire range of mantle conditions.

to be primitive. The knowledge that will be obtained from the analysis of returned samples will provide us information about the evolution of the materials in the early solar system, the kinds of materials that were brought to the Earth, and their relation to habitability. The scientific operational plan is currently being considered in anticipation of the launch in 2014, with Fujimoto PI and Kuninaka PI proactively participating in discussions.

ELSI fully mobilizes the knowledge obtained in (A) to (C), and begins our study of observations of extrasolar planets. This knowledge will subsequently be used in order to discover the existence of bioplanets beyond the solar system.

In order to try to solve the fundamental question of whether the existence of life on Earth is unique in the universe, it is essential to gain perceptions from interdisciplinary perspectives encompassing fields such as astronomy, planetary science, geology, biology, and chemistry. We are therefore considering the setup of another study group, which incorporates such fields.

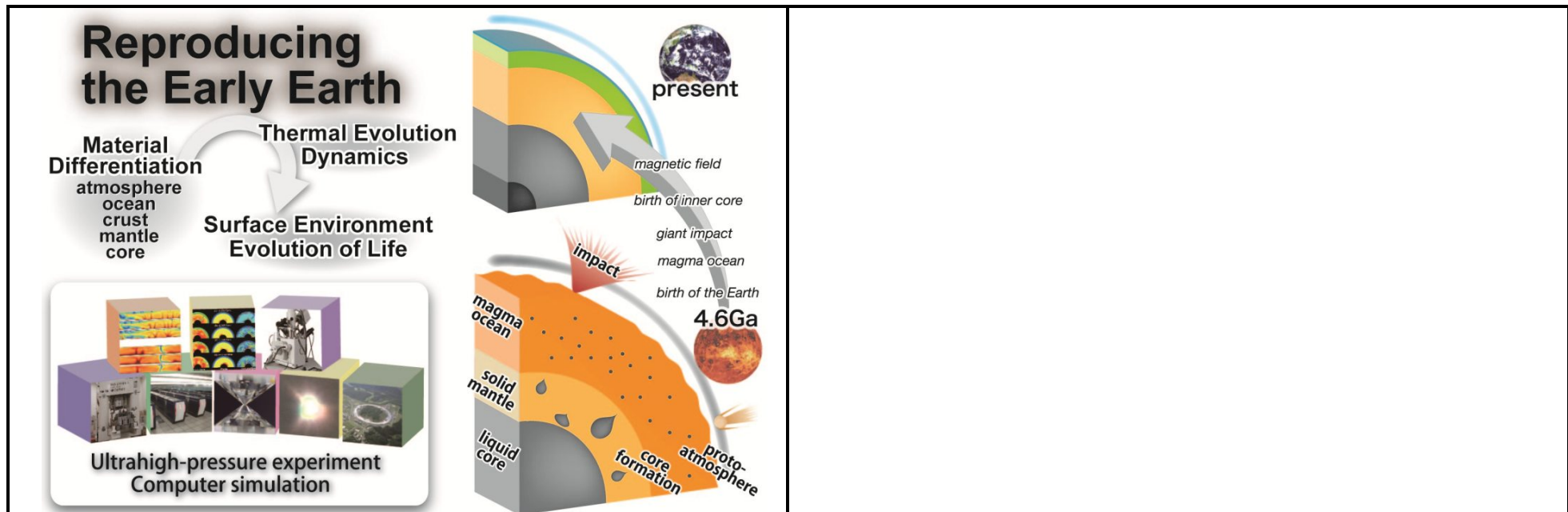


Figure 3. Chemical differentiation within the Earth from core to atmosphere will be reproduced by high-pressure/high-temperature experiments. Subsequent chemical and thermal evolutions inside the Earth will be also examined (related to question A3).

**B4. What was the state of the ocean and the atmosphere when life emerged?**

By extending the high-temperature experiments and theoretical computations of A1-3, we will make forward estimations of the composition of the atmosphere and oceans. To verify our theoretical predictions on the basis of geological evidence, we will analyze the early geological record dating back to 4 billion years ago.

**Theoretical and Experimental Approach:** Our objective is to specify the physico-chemical environment of the primordial Earth on which life emerged. According to the conventional theoretical model, the Earth's primordial atmosphere formed from volatiles (secondary atmosphere) produced by the degassing of planetesimals, the building blocks of the Earth. It is generally believed that the degassed volatiles consisted primarily of H<sub>2</sub>O vapor, CO<sub>2</sub> and N<sub>2</sub>. As the Earth's surface cooled, H<sub>2</sub>O turned to liquid (i.e. ocean), while a CO<sub>2</sub>-rich primordial atmosphere remained. Under such a CO<sub>2</sub>-rich (i.e. oxidizing) atmosphere, however, it is extremely difficult to follow pre-biotic synthesis of organic matters that are necessary for the emergence of life. On the other hand, recent research results rather suggest a more reducing primary atmosphere, possibly rich in H<sub>2</sub> and CO due to

delayed dispersion and capture of nebula hydrogen (Genda and Ikoma, 2008, in our team) and resetting the conditions in the atmosphere by reactions with meteorites that fell during the Late Heavy Bombardment (LHB), some 4 billion years ago (Hashimoto et al., 2007; Schefer and Fegley, 2010). Additionally, our research at G-COE has suggested the possibility that the moon-forming impact ejected fragments that returned to Earth during 100 million years after the impact. These re-entering fragments may be large enough (10 to 100 times larger than impact from the LHB event) to have converted a substantial amount of primordial ocean into H<sub>2</sub> (Sasaki et al., 2012, in our team). Because these early atmospheric conditions also define the origins of H<sub>2</sub>O on Earth, they are extremely important for understanding the origins of seawater and its total volume as discussed in A2. For re-evaluating these new scenarios, we will first perform numerical simulations by extending the planet formation theories developed in A1 and A2. In particular, the H<sub>2</sub>O content of planetesimals and their accumulation process after solidification of the magma ocean are important aspects on which we will focus in our simulations. Furthermore, the mass of the early atmosphere and oceans is controlled by the cooling process of the magma ocean that we can constrain by using the high-pressure experiments of A3.

In addition, the composition of the atmosphere was modified by gases released from the mantle through volcanic activity. This process has been studied on the basis of research using today's subaerial volcanoes. The early Earth, however, was covered with oceans and had almost no land. Hence, input to the atmosphere and ocean system would come not from high-temperature volcanic gases, but from submarine hydrothermal gases resulting from reactions between rock and seawater. Hence, we will perform hydrothermal experiments on rock types from the Earth's earliest oceanic crust determined by A3 to systematically understand the volatile and elemental flux into the early atmosphere and oceans. The experimental setup has already been developed and utilized to study this issue by the group of the PIs, Takai and Maruyama (e.g., Yoshizaki et al., 2010).

***Geological and Geochemical approach:*** Our theoretical predictions must be thoroughly verified on the basis of geological evidence. Unfortunately, the means for such verification for the Earth's environment during the Hadean (before 4.0 billion years ago) are extremely limited because there is no geological record except for tiny mineral grains in clastic rocks. In the past ten years, however, dramatic advances in research on the early ocean and atmosphere during the Archean (4.0 to 2.5 billion years ago) have been made by rapidly developing chemical and isotopic indicators recorded in sedimentary rocks that now provide useful boundary conditions to verify the Hadean environment. In particular, 1) over 10 years of geologic mapping of the PI, Maruyama's group has identified many fragments of the past oceanic crust in Archean cratons and their comprehensive metamorphic petrology, making it now possible to quantify the CO<sub>2</sub> concentrations in the

Archean ocean (e.g., Nakamura et al., 2004; Shibuya et al., 2007; 2012, in our team). Moreover, 2) after the discovery of a sulfur isotope anomaly in Archean sedimentary rocks that proved extremely low oxygen levels of the Archean atmosphere (Farquhar et al., 2000), recent advances in research on the isotope fractionation of photochemistry makes it possible to quantify not only oxygen levels but also the concentration of green-house gases and volcanic flux into the atmosphere (Lyons, 2007; Danielache et al., 2008; Ueno et al., 2009, in our team).

In this context, we will reproduce the composition of the Archean oceans by using systematic chemical and isotopic analysis with thermodynamic computations on the rock samples. Tokyo Tech's earth history archives already house numerous Archean oceanic crust samples. While we have already obtained fixed-point data based primarily on detailed field mapping in designated regions and metamorphic petrology, we will now significantly broaden our scope in order to describe temporal changes across the entire Archean. For decoding the Archean atmosphere, while much data has been collected on isotopic anomalies regarding their role as atmospheric proxies, the inherent potential of this research has not been fully realized because the basic mechanisms for producing the isotope anomaly are still inadequately understood. Hence we will conduct spectroscopic studies and reaction experiments with numerical simulations of photochemical reactions to understand the dependencies of UV wavelength, atmospheric composition, temperature and pressure on the isotopic effects in order to constrain the Archean atmosphere quantitatively. The PI, Yoshida and his group has determined photochemical isotope effects by a number of key reaction steps (e.g., Danielache et al., 2008; Ueno et al., 2009; Hattori et al., 2011; Enghoff et al., 2012) and will extend this research to produce testable models of the Archean atmosphere by using geologically preserved isotope anomalies.

What was the state of the ocean and the atmosphere when life emerged?

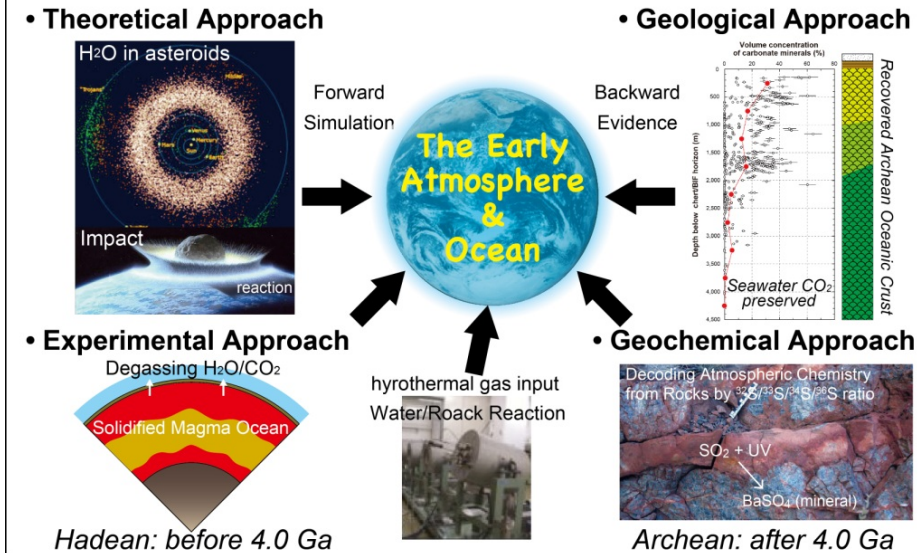


Figure 4. Chemistry of the early atmosphere and oceans will be determined by planet formation theory and tested by geological evidence (related to question B4).

### B5. Where did the Earth's life emerge?

We will try to determine what environmental conditions can give birth to the most ancient living ecosystem via the organization of energy mass balance, elemental flux, mineral availability, prebiotic organic synthesis to lead to the birth of our ancestors. We will also explore the concrete place for a cradle of the most primordial sustainable living ecosystem through the interdisciplinary exploration of modern sites, similar to locations on the early Earth (e.g., seafloor and subseafloor hydrothermal systems, serpentinite hot springs, chains of crater lakes, etc.). Interrelationships between the energy mass balance of the system, the elemental composition and availability of the system and the functional and metabolic formation of microbial community in the system are keys to answering the most crucial questions.

The habitable physical-chemical environment formed the basis from which life emerged on Earth. The nature of the environment for the emergence of the most ancient living ecosystems relevant to us today can be addressed by estimation of the likelihood for such ancestral life to emerge in a given environment, and the universality in incidence of that environment. As a result of recent advances in research on the submarine hydrothermal systems, we are convinced that the Hadean seafloor hydrothermal systems, hosted by ultramafic rocks widespread in the ocean

crust, were abundant and prepared the H<sub>2</sub>-rich environments that potentially offered the best energetic habitability. Institute PI Takai has already proposed a hypothesis that such ultramafics-associated deep-sea hydrothermal environments nurtured hydrogenotrophic energy metabolisms capable of habitability and sustainability of the most ancient living ecosystem (Takai et al., 2006).

Along these lines, the institute PI Kirschvink (2003) proposed another scenario (i.e. Martian origin of life). Early Mars was clearly not a water world like Earth, and in addition to hydrothermal systems would have had numerous environments like Death Valley in which periodic wet/dry cycles could promote polymer formation via dehydration reactions, as well as providing a borate-stabilized pathway for RNA synthesis. This theory also makes use of the more reducing nature of the Martian mantle (at the Iron/Wüstite buffer), and a surface layer more oxidizing than the Earth's.

While both hypotheses focus on energy and prebiotic chemical synthesis, other researchers have noted the great potential of primordial continental rift valley considering the supply and availability of essential elements and nutrients necessary for formation of functional substrates of life (Maruyama, 2012). Indeed, this notion is supported by the latest research, in which the common compositional pattern of essential elements has systematically pointed to the cytoplasmic constituents and the hydrothermally altered clay pools in terrestrial hot springs (Mulkiđjanian et al., 2012). In any case, the plausible places of environments must be verified on all points through quantitative estimates of the likelihood for most an ancient living ecosystem to be generated and sustained, and the universality in the incidence of such environments on the early Earth. ELSI will include leading researchers behind each of these hypotheses. Their vigorous debates and joint research can be expected to produce new world-leading hypothetical models and theories.

To define the chemical environments for oceanic hydrothermal systems on the primitive Earth and even the primitive Mars, research will be conducted with a forward approach using simulations and reproducing experiments of hydrothermal reactions between the ancient ocean crust and seawater. Here we adopt a reverse approach as well. In short, we will identify the microbial community composition, distribution and function, the metabolic processes and networks, and the composition and function of elements and minerals in present-day analogous environments that could share operative principles in common with the candidate early environments. The methodology is amenable to multifaceted analyses combining in-situ chemical sensing and probing, high-sensitivity/quantitative in-situ metabolic activity measurement, isotope-tracer experiments, and metatranscriptomic and metabioelemental analysis. Preparatory research has been ongoing, and the underlying technologies, methodologies and accumulated data are in place.

Under the Center's precursor G-COE program, microbiologists, genome scientists, environmental chemists, and geologists engaged jointly in research on terrestrial hot spring environments, advancing interdisciplinary cooperation on the

subject of early Earth-like hot environments. Making full use of Japan's world-leading large-scale research facilities for deep-ocean surveying and drilling, Takai's Precambrian Ecosystem Lab has already collected multiple lines of quantitative mass data and modeled geo-bio interactions of nearly all types of deep-ocean hydrothermal activities that exist on Earth today, pursuing a reverse approach from the present to the Hadean (Takai and Nakamura, 2010; 2011).

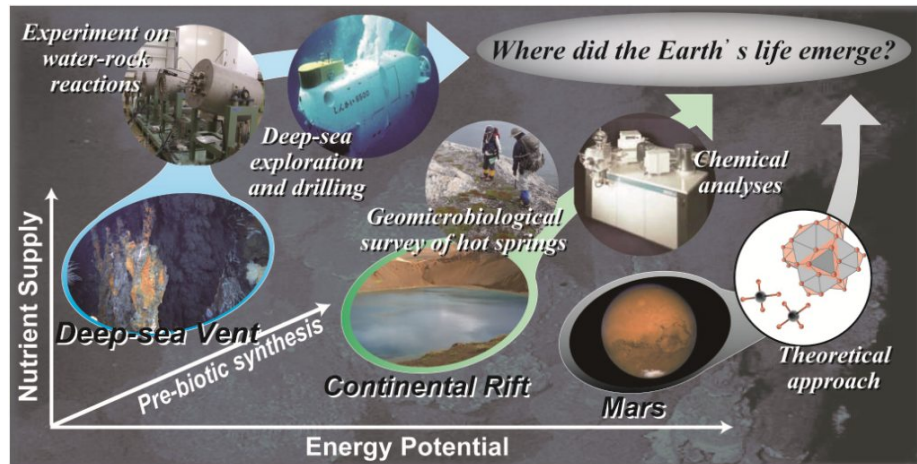


Figure 5. The first life on Earth may have emerged at deep-sea or continental hydrothermal system. Alternatively, possibly life originated on Mars and was then transported to Earth (related to question B5).

### B6. What were the genomes of the first community like?

Following its emergence on Earth, early life may have faced various environmental disruptions. To achieve a sustainable and stable existence without extinction, a robust life system was necessary, consisting of both cellular and ecological systems, to develop in order that life could cope with these environmental disruptions. While research on the robustness of cellular systems has progressed in the life sciences, very little research has focused on robustness of ecological systems. This area of research will elucidate dynamics that produce ecosystems that are both sustainable and capable of evolving. The following research will be undertaken with the objective of tracing genomic diversification and ecosystem formation since the emergence of life.

**Comprehensive Earth Database (EarthDB):** To reveal relationships between environmental factors and genetics, we will build a comprehensive database, EarthDB. In conjunction with projects in B4 and B5, we will thoroughly collect genetic data with environmental information from all environments including those

similar to the early Earth. Genomic information for isolated prokaryotes in these environments will also be included in EarthDB. We will also perform metagenomic analysis on soils, oceans, and other present-day environments to fully reveal relationships between genetics and environmental factors. PI Kurokawa has already developed MicrobeDB.jp, a comprehensive database of microbial genomes and metagenomes (<http://microbedb.jp/>). MicrobeDB.jp not only captures genomes, metagenomes, and metadata but also has led the world in developing a vocabulary that provides definitions of terms used in descriptions of microbial habitats and thorough descriptions of semantic relationships between terms (MEO), making it possible to speculate on relationships between genetics and environmental factors. Moreover, with respect to microbial genomic and especially metagenomic analysis, by publishing results of large-scale human metagenomic analyses (Kurokawa et al., 2007), Kurokawa's group has established itself as one of the world's leading research groups and made it possible to discover new knowledge by analyzing large data sets (Mori et al., 2010; Arumugam et al., 2011).

***Synthetic Biological Experiments for Inference of Missing Enzymes and Genomic Organization of Early Life:*** By using EarthDB, it will become possible to use the environmental factors in our reconstructions of early environments on Earth to infer gene groups necessary to maintain life, as well as gene groups necessary for specific environments. Though the inferred gene groups will include many genes with unknown functions, missing enzymes can be identified by finding the rate of cross-environmental co-occurrence of genes and expected metabolites. By combining these, we can form conjectures about early life genomes capable of inhabiting the Earth's early environments. PI Kurokawa's group has already published on methods for inferring missing genomes from bacterial genome information (Yamada et al., 2012).

By artificially synthesizing the inferred missing enzymes, the function of the artificial genes can be confirmed by introducing them into microbes from which the corresponding genes are missing or into microbes for which the genes have become thermosensitive. After purification of a product of artificial genes, their functions will be measured *in vitro*.

Because a genome has so many genes, early stages of our research will focus on genes for amino acid metabolism and protein synthesis. During that time, we will develop research methods by which we will pursue a whole genome understanding of early life. Proteins, which are the functional macromolecules in life today, rely on the functional variety of 20 types of amino acid to achieve their diverse range of functions. However, the lack of enzymes for today's amino acid metabolism and protein synthesis in some microbes suggests that not all 20 types were used to make up proteins around the time of early life's creation. For an amino acid to be newly incorporated into early life, despite the absence of that amino acid, requires the existence of enzymes that synthesize the amino acid, as well as enzymes for protein



synthesis that utilize the amino acid. Utilizing EarthDB, this research will identify "late amino acid" candidates that might either be lost in a given environment or have been incorporated into the system around the time of life's emergence. This research complements approaches that rely on modern-day life data for such identification by taking an approach that focuses on data for amino acid sets available to early life as a result of the Earth's chemical evolution.

Using wet experiments to synthesize the missing enzymes, we will first synthesize them using all 20 types of amino acid. Moreover, we will generate evidence that the enzymes can function even when several late-period amino acids are missing by tracing the artificial evolution of proteins that in fact lack those late-period amino acids.

Kiga in our team has already created an enzyme that acts in ways not seen on Earth and has measured its activity. Moreover, by introducing this enzyme into *in vitro* reaction systems or cells, he has expanded the function of protein synthesis to use 21 types of amino acid (Kiga et al., 2002). By a non-natural combination of proteins and nucleic acids, he has also developed a system with multi-step reactions that proceed autonomously (Ayukawa et al., 2012).

***Dynamics of a Robust Life System (Ecosystem):*** We will show how a robust life system, or ecosystem, is created and evolves by positioning a multi-agent-modeled microbial colony simulation within a model of collective evolution. To correspond to the computer-based simulation, we add artificial genetic networks to the microbes described above to perform a culture experiment using living microbial cells. By examining differences between behavior under the simulation and that of living microbial cells, we will improve precision of the simulation. The above research will enable us not only to infer the genomes of early life, but also to argue how an environmentally robust ecosystem can be produced. The PI Kurokawa has already developed a simulator, "SimMicrobiome", capable of multi-agent simulations of colony behavior under changing environmental conditions modeled on bacteria colony dynamics, making it possible to express microbial ecosystems *in silico*. By introducing artificial genetic networks into *E. coli*, Kiga in our team has already developed a multi-cellular system in which *E. coli* populations with identical genetic sets diversify autonomously through cell-to-cell communication (Sekine et al., 2011).

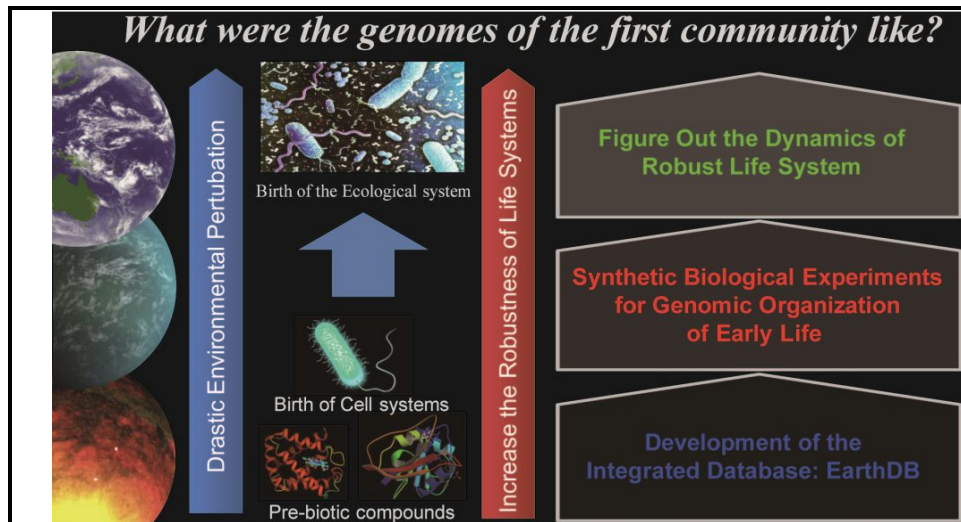


Figure 6. The initial genome born in a unique environment on early Earth will be estimated by using the data base that relates specific environmental factors and the gene pools of microorganisms. With a development of these data base further, the initial ecological system that allowed a stable and persistent existence of life will be clarified (related to question **B6**).

### **C7. Why does the Earth's atmosphere contain oxygen?**

We combine the systematic and evolutionary biochemistry with high-resolution decoding of geological records to unravel the evolutionary processes from the chemosynthetic energy conversion for life dependent on the Earth interior energy supply to the photosynthetic energy conversion for life dependent on solar irradiation driven by the environmental changes in the atmosphere and ocean. In addition, we will investigate the following questions in ELSI. When, where, and how did oxygenic photosynthesis begin? When and how did the atmosphere first become oxidized? Did the elevation of oxygen levels really cause the first snowball earth and trigger the birth of eukaryotes? Placing geological and geochemical constraints on this transition is a major goal of PI Kirschvink and his group.

*Systematic and evolutionary biochemistry* will be applied for understanding how the energy revolution developed from chemosynthesis to photosynthesis. The study of the step-wise evolution of extending metabolic pathways by the team led by PI Takai has been advancing by degrees. The team has analyzed the simplest diversification scenario of metabolic pathways by the minimum innovation (evolution) of catalytic components and the molecular evolution of catalytic enzymes and co-factors common to both chemosynthetic and photosynthetic metabolisms. The driving force lies in a strong interrelation between the demand

and supply of energy in the early evolution of the earth environments and the ancient ecosystems. The necessity of innovation in the energy metabolisms is also closely linked to the propagation of the early microbial communities from the limited habitats in the deep ocean to the global ocean environments at those times. Our approach, however, is still in an early phase, and we intend to pursue it further. Another important question is why very few types of chemosynthetic phototrophs (e.g., only anoxygenic green-sulfur and purple bacteria) are known as the evolutionary intermediate metabolisms in any of the microbial communities in the modern Earth. There are two possible answers to this question. One is that such evolutionarily intermediate energy metabolisms and the host microbes have not been discovered by the present methods and techniques in the modern microbial communities; the other is that such evolutionarily intermediate energy metabolisms and the host microbes never emerged. To investigate the first possibility, we need to take advantage of the results of B4 above, and design previously untested experiments for detection and estimation of evolutionary intermediate energy metabolisms under the potential initial environments such as a CO atmosphere and ocean. This kind of approach may find a missing link of evolution between chemosynthesis and photosynthesis. Behind the second possible answer is a hypothesis that a precursor or primitive photosynthetic metabolic system already existed almost immediately after the early continuing living ecosystems came into existence. In connection with B4, B5, and B6 above, we will work toward unraveling these mysteries.

*Geology and geochemistry* will be applied to trace the evolution from chemosynthesis to photosynthesis. The transition from chemosynthesis to photosynthesis must be recorded in Archean geological records. Recent development of stable isotope geochemistry has enabled us to identify the activity of some anaerobic metabolisms (e.g., methanogenesis and sulfate reduction) from isotopic information of Precambrian rocks. PI Yoshida's group, Ohkouchi and Ueno in our team have developed novel isotopic techniques to trace specific metabolic activities from geological rock samples (e.g., Ueno et al., 2006; 2008; Ohkouchi et al., 2007) Still, we have obtained relatively little information about anaerobic photosynthesis and other key metabolisms of anaerobic organisms, which must have existed before the emergence of oxygenic photosynthesis. In the nitrogen cycle, for example, nitrogen fixation, which must have been crucial from the beginning of microbial ecosystem, have not been adequately traced from geological records. We will newly explore proxies of biological metabolism in an analogous environment to anoxic early Earth and incubation experiments during the first half of the project. And we will also apply new techniques currently under development to geologic samples of isotope systematics (e.g., H, C, N, O, S, Fe) at the same time or during the second half of the project year. Conventional obstacles to this type of research have been metasomatic overprints and contamination of exotic compounds into

sedimentary rocks long after deposition. There have also been technical obstacles that have prevented us from obtaining information from carbonaceous macromolecules (kerogen) in sediments, which should not be affected by post-depositional petroleum migration. Developing a method to overcome these technical difficulties is key. We will establish a new reliable geochemical method of extraction that focuses on organic nitrogen, hydrogen, and sulfur, and we will strive to develop techniques that can test for their syngenetic origin within their host rock. Consequently, we will unravel the evolution from chemosynthesis to photosynthesis in the realm of microorganisms based on geological evidence.

We will carefully select a specific stratigraphic horizon for thorough geochemical analysis particularly focusing on the time before and after the period of changes. The best potential locations are as follows: (1) The Kaapvaal craton in South Africa to probe the emergence of oxygenic photosynthesis (3~2.8 or 2.4~2.2 billion years ago) (2) Gabon in Africa to probe the emergence of eukaryotes (about 2 billion years ago) through field mapping and targeted drilling. Other international research projects including the NAI and Agouron Institute led by PI Kirschvink have done similar projects to study the period 2.5 billion years ago when oxygen levels elevated. Our research will differ from these studies, since it is vital to look at the subject matter from a different angle. In our view, the emergence of photosynthesis, elevation of atmospheric oxygen levels, and birth of eukaryotes were not isolated events, and possibly the 1 billion year period, between 3 billion and 2 billion years ago was a transition phase whose beginning and end were crucial. PI Kirschvink disagrees with this view, and this disagreement will in itself give rise to investigating and vigorous discussions within ELSI.

Based on the results of our research, we will develop a biological scenario (focusing on internal factors) of the origins of photosynthesis, oxygen atmosphere, and eukaryotes to describe actual environmental changes. C8 and C9 below are meant to identify external factors that led to the emergence of photosynthesis, oxygen atmosphere, and eukaryotes.

Why does the Earth's atmosphere contain oxygen?

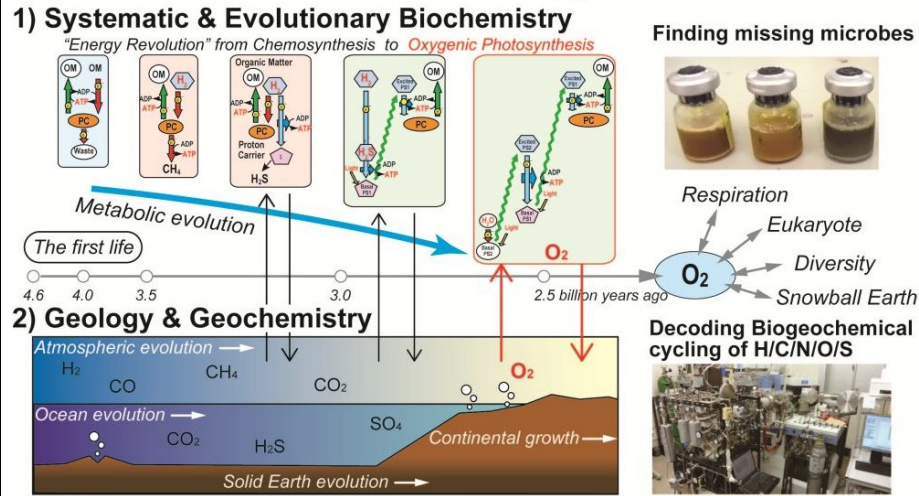


Figure 7. Metabolic evolution from the origin of life to oxygenic photosynthesis will be decoded by systematic and evolutionary biochemistry. The evolution pathway into the oxygenic photosynthesis and its influence on Earth's biosphere will be traced by geological observations (related to question C7).

**C8. How did the thermal evolution of the solid Earth change the ecosystem?**

The long-range evolution of the biosphere as well as the atmosphere and ocean is deeply connected with the thermal evolution of the solid Earth. The links between these categories of evolution have been dramatically reconsidered in recent years. Subject matters that have been revisited include the following: (1) Changes in and evolution of atmospheric composition through volcanic activity and differentiation of the Earth's crust and mantle. (2) Changes in the supracrustal material cycle through plate tectonics, and the link with the emergence of multicellular animals. (3) Effects of the inner core formation and resulting changes in geomagnetic field intensity on the biosphere. (4) True Polar Wander and the Snowball Earth hypothesis (Kirschvink). The driving force in these is related to the differentiation of the solid Earth through the cooling of the Earth. The record of the Earth's history reveals that there were drastic changes in the Sr isotopic composition at 2.1 billion and 600 million years ago. These changes in composition imply the onset of extensive weathering of continents, increase in sedimentary rocks owing to the expanded land areas, and the supply of nutrients to the ocean. The times of the changes appear to coincide with the emergence of eukaryotes and of metazoan animals when the levels of oxygen increased. These coincidences imply possible causal links between these climatic and evolutionary events that may ultimately reflect the thermal evolution of solid Earth. Particularly, the increase in oxygen

levels 600 million years ago may have been an inevitable physical trajectory of a cooling planet.

We will clarify how the Earth's core, mantle, and crust differentiated over 4.6 billion years, and especially when radiogenic heat sources were first distributed, and subsequently spread by mantle convection. To do so, we will first determine the physical properties of key substances and their elemental partitioning in the Earth's interior based on the results of experiments under high temperature and pressure in A3 above. Using these parameters, we will simulate the convection of the mantle through time to identify when the convection transformed, and we will identify when the inner core was formed. In addition, we will conduct a dynamo simulation of the metallic core to understand how the geomagnetic field intensity changed by the formation of the inner core.

These simulations should be compared with actual observational evidence. We will measure paleomagnetic intensity of rock specimens from various times in the history of the Earth to study the link between the core evolution and magnetic fields. PI Kirschvink established a method of analyzing measured paleomagnetism as described in A3. PI Maruyama and his team discovered that continental growth was episodic throughout the history of the Earth (Rino et al., 2008). Igneous activity is closely linked to the thermal evolution of the solid Earth. Comparing the implied solid Earth evolution with the surface environmental changes shown in the study of drill core samples will establish links between the Earth's interior and surface environment. In regard to direct influence of environmental changes on the biosphere, we will examine changes in composition of the atmosphere and ocean by extending the method described in B4 and C7. To study links between plate tectonics and the biosphere, we will conduct a geochemical analysis and model biogeochemical cycling of key elements not only within biosphere but also include crust and mantle in a longer timescale. PI Maruyama and his team studied changes in temperature and pressure of subducted plates in regional metamorphic belts, and arrived at the conclusion that, as the Earth cooled, subducted oceanic plates carried water to the mantle, and the total quantity of seawater decreased thereafter (Maruyama et al., 1996; 1997; Maruyama and Liou, 2005). The decrease in seawater exposed vast areas of continent above sea surface. The denudation of the continents increased the supply of nutrients to the ocean and substantial organic carbon burial into sediments, possibly triggering the elevation of oxygen levels that may have triggered emergence of animals at 600 million years ago.

Focusing on the times 600 million years ago, our G-COE project has carried out continental drilling over 10 sites and performed thorough geochemical and paleontological analyses (e.g., Sawaki et al., 2010). In this project, we will focus on even earlier times to obtain pristine drill core samples of critical events, as described in C7.

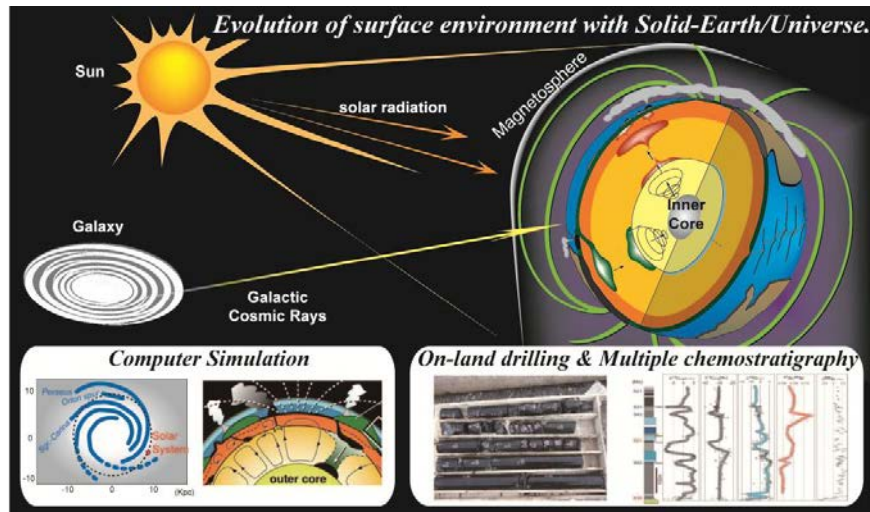


Figure 8. The evolution of the Earth's interior should have affected surface environments through enhancement of geomagnetic field, landmass, and sedimentary rocks. The effect from the Universe such as intensity of cosmic rays may be also important for the change in Earth's surface environment (related to questions C8 & C9).

### C9. How did galactic events influence the Earth's surface environment?

Cosmic forcing may change the surface environment on Earth. This has been shown in daily meteorological changes (links between cosmic rays flux, solar activity and cloud formation), and suggested even the freezing of the entire globe due to changes in galactic environment. The connection between the Earth and outer space has long been pointed out, but it has been treated as a hypothesis that could not be examined due to the scarcity of specific evidence. However, as astronomical observations have advanced in recent years, ages, masses, and locations of stars, galaxies, and molecular clouds have rapidly been identified in detail. Moreover, advances in simulation technologies led by PI Makino and his team have enabled us to theoretically analyze the origin and evolution of our Milky Way Galaxy, leading to a view significantly different from common belief (e.g., Baba et al., 2012). The conventional theory is that the sun circulates within the Galaxy, periodically meeting Spiral Arms that are in steady state. Recent observations, however, found a high probability that the sun's movement may be nowhere near circulation, and that its radial movement within the Galaxy may be the cause of considerable changes in the Earth's surface environment. The Spiral Arms also undergo significant temporal variations, far from steady state conditions. Also, recent observations discovered that the Galaxy has a large bar-like structure that may influence the movements of

the sun and the Spiral Arms.

In this project, we simulate the dynamics of the Galaxy based on numerical calculations to predict galactic events that the solar system experienced in the Galaxy, as well as the timing of the events. The project has already started and has stimulated links between a 150-million-years cycle of changes in Earth's climate and in the position of the solar system in our galaxy. Now, we re-examine the role of the universe in the history of the Earth quantitatively. Events in the Galaxy that can influence the Earth's climate may be the following: (1) Major changes in star-formation rates, (2) A collision between molecular clouds and the solar system, and (3) A supernova explosion in the vicinity of the solar system. Astronomical observations by HIPPARCOS and other projects revealed a considerable increase in star-formation rates at 4.6 billion, 2.3 billion, and 0.7 billion years ago. The new picture of the galactic disk prompts us to re-interpret the data from HIPPARCOS. Time scales for encounters with molecular clouds vary due to their size and are estimated up to be several million years. Based on recent estimates by PI Maruyama and his group, the effects of a supernova explosion on Earth's climate last 10,000 years or shorter (e.g., Kataoka et al., 2012).

Will these galactic events leave any traces in the Earth's geologic record? It is known that the deep ocean covering the Earth helps preserve extraterrestrial material in deep-sea sediments. If the Earth ever encountered any molecular clouds, dust particles from the clouds can be preserved in deep-sea sediments. Therefore, a project to find and separate extraterrestrial or extra-solar material is under way, examining deep-sea deposits collected from around the world, in accordance with our project of decoding Earth's history developed by Tokyo Institute of Technology. As evidence of a supernova explosion, the  $^{60}\text{Fe}$  isotope anomaly was reported in deep-sea sediments from the late Pliocene when the Ice Age began that indicated the occurrence of a supernova explosion in the vicinity of the solar system (Fields et al., 2005). Isotopic cosmochemistry is crucial to find extraterrestrial material and to develop and refine theories of stellar evolution. Yokoyama and Usui in our team have developed an ultra-high-precision technology to measure trace isotopes. For example, they reported the world's first measurements of high-precision  $^{186}\text{Os}/^{188}\text{Os}$  isotope ratios from natural sedimentary rock specimens to detect potential extraterrestrial or even extra-solar input (Yokoyama, JPGU2012). Searches for the past extraterrestrial or even extra-solar input into the Earth will enable us to demonstrate cosmic effects on the history of the Earth that cannot be identified merely through the theory and simulation of a galactic disk relying only on astronomical observations.

#### **D10. How unique is our planet?**

Fundamental questions in history such as "What is special about human beings?" and "**How unique is our planet?**" can now be addressed in quantitative ways based on actual observations, experiments and simulations. At first, we clarify



conditions for the origin of life systems and their subsequent evolution, and identify their dependency. These considerations will be used to observe extra-solar planets, which will enable us to compare simulation results for extra-solar planet formation and observation data. We will review and synthesize results concerning the composition of the atmosphere, the amount of ocean (sea versus ocean ratio), plate tectonics, magnetic field generation, evolution of planet's interior, positional relationships of the planet and effects from the Galaxy. We promote the study of the Earth, while being aware of unique aspects of the Earth at any time. These achievements will be published as an English book entitled by "Bio-Planetology" by the end of the WPI program.

#### **D11. How should we search for extraterrestrial life?**

The research outcomes from the above A to C will be utilized for space exploration missions, particularly for search for life on the icy satellites, Europe and Enceladus, that have subsurface oceans. The European Space Agency has just announced its new mission named the Jupiter Icy moons Explorer (JUICE) to visit Jovian satellites. JAXA has discussed corporation with this project since before the pre-proposal phase 6 years before. Japanese researchers also cooperate in the project to promote scientific studies of icy satellites. As pre-exploration preparation, we will study the possibility of existence of life forms on icy satellites with inner seas. We focus on developing scientific scenarios, rather than mission details. We will also commit to scientific scenarios for Hayabusa-2 that also aims at detection of organic materials in the C-type asteroid.

Furthermore, spectroscopic observation of the atmosphere of extra-solar terrestrial planets in habitable zones will be available in the near future. We will establish methods for remote sensing of biosignatures on these planets. We will pursue original ideas as well as detailed discussions of ideas that have already been proposed.

As for a discussion of life diversity, we will link data on life in extreme environmental conditions on Earth and data from searches for extraterrestrial life with data from geology, discussions of planetary condition based on state-of-art planet formation theory, the history of the Earth, and Earth's interior physics. To be more specific, as case studies, we will consider the possibility of existence of life on celestial bodies with subsurface oceans and planets in habitable zones around M-type stars. Compared to our sun, M-type stars are so faint that the habitable zones are very close to the central stars. Owing to tidal actions, the planet's rotation and revolution should be synchronized, with one particular side facing the central star. The planets receive intense X-rays and ultraviolet fluxes owing to its proximity to the central star. These planets, although they are in habitable zones, have environment, that differ significantly from that of the Earth.

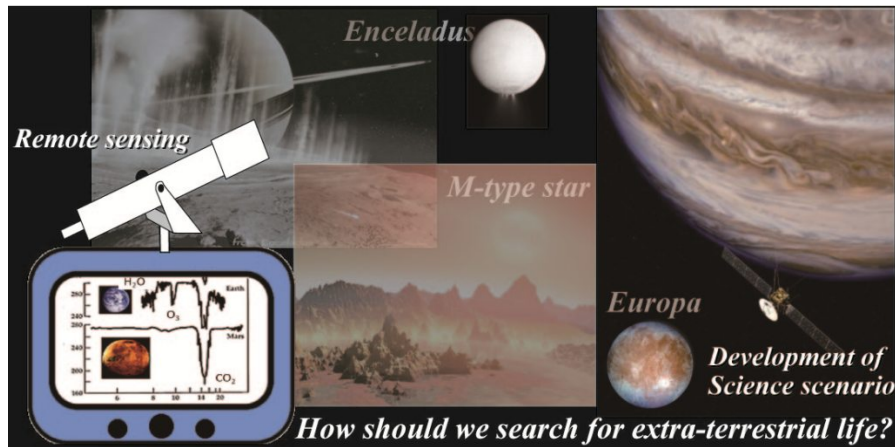


Figure 9. We will participate in future space exploration projects (such as missions to Europa and Enceladus, which have an internal ocean) as well as in projects to look for biomarkers by remote sensing of terrestrial planets outside the solar system (related to questions **D10** & **D11**).

#### 4. Management

<Plan at start of project >

- 1) Composition of administrative staff
  - i) Prospective center director

- Provide the name of the prospective center director, his/her age (as of 1 December 2012), current affiliation and position title, and specialties. Describe his/her qualifications to be the center director.

**Name of prospective Center Director:**

Name:	<b>Kei Hirose</b>
Age:	44
Current position:	Professor, Department of Earth and Planetary Science, Graduate School of Science and Engineering, Tokyo Tech
Field of expertise:	High-pressure Geoscience

**Reasons for eligibility as Center Director:**

Kei Hirose is only 44 years old but has already accomplished several milestones

<Results/progress/alternations from plan at start of project >

- 1) Composition of administrative staff

- Immediately after the establishment of the organization under the leadership of the Administrative Director and a Dedicated Professor, Dr. Kiyoshi Nakazawa, an International Promotion and Researcher Support Department, Operations Department and Public Relations Department were established. A staff member with rich operational experience was assigned from the University headquarters, to hold the position of Chief of General Affairs (equivalent in rank to an assistant manager), and to serve as the person in charge of the functions of the Operations Department. Four people with sufficient English language proficiency, as well as operational experience at universities or research institutions, were recruited to serve as staff members in charge of the functions of International Promotion and Researcher Support Department, and to build a framework for liaising with and coordinating communication between the Center Director and foreign PIs. Furthermore, a research administrator with a doctorate degree and experience in launching large projects was also recruited as the Assistant Director, with the objective of enhancing the framework for forming the site.

In addition, applications were accepted from prospective candidates for the

in high-pressure mineral physics and petrology, which include 1) the first determination of melt composition formed by direct partial melting in the Earth's uppermost mantle, 2) discovery of post-perovskite, the principal mineral in the lowermost mantle, 3) the first static experiments at ultrahigh-pressure and -temperature beyond the conditions at the center of the Earth, and 4) the first measurements of transport properties (electrical and thermal conductivity) at deep mantle conditions. These are the products of his strong enthusiasm on research, and his ability of long-term planning & execution. Though Kei is still young, he is a person of great insight into the essential part of the problem.

Kei has been appointed a Power User of SPring-8, the world-largest synchrotron radiation facility, since 2003 until now. During that period, the beamline BL10XU was reconstructed to a world-leading beamline for high-pressure sciences under his strong leadership as the Power User, which is a big benefit to the relevant communities in the world.

Professor Hirose is a recipient of the Japan Academy Prize, the most honorable academic award in Japan, and the Ringwood medal from European Association of Geochemistry for these outstanding achievements. He was also elected a Fellow of the American Geophysical Union at the age of 40, the world-largest society in geoscience. Kei is also well recognized internationally as an Editor of *Physics of the Earth and Planetary Interiors* (an Elsevier journal) and a member of the Board of Reviewing Editors of *Science*.

Dr. H-K. Mao, one of the pioneers and leaders of high-pressure experiments using the diamond-anvil cell, mentioned Professor Hirose's personality and leadership in his letter of support, which ensure the recruitment of world-leading scientists for unexplored new researches at ELSI. His strong motivation in research, leadership in the community, and international recognition will certainly make Professor Hirose an ideal Center Director.

#### ii) Prospective administrative director

- Provide the name of the prospective administrative director, his/her age (as of 1 December 2012), current affiliation and position title. Describe his/her qualifications to be the administrative director.

#### Name of prospective Administrative Director:

Name:	<b>Kiyoshi Nakazawa</b>
Age:	69
Current position:	Dedicated Professor, Global COE Program, Department of Earth and Planetary Sciences, Graduate School of Science and Engineering, Tokyo Tech
Field of expertise:	Planet Formation

role of a staff member to take charge of the functions for the Public Relations Department and the network infrastructure. These positions will commence in 2013.

- An agreement between the University and the center was reached for the University headquarters to assign a person with abundant operational experience to serve as a Vice-Director to assist the Administrative Director, and another with abundant financial systems experience to serve as the Financial Systems Chief.
- 2) Decision-making system
- The decision making of principal issues is conducted through a top-down process headed by the Center Director. Furthermore, an ELSI Steering Committee meeting, (comprised of the Center Director, Assistant Center Director, and Administrative Director), is held weekly to discuss principal issues pertaining to the operation of ELSI and to aid decisions made by the Center Director. Staff in the administrative department with a rank of chief or above, is permitted to participate in Steering Committee meeting, (which share information and devise means to ensure that decisions made for the site can be smoothly executed and implemented).
  - Three well-experienced individuals in relevant fields from Japan and overseas were welcomed as advisors, and the first meeting of the International Advisory Board was held on March 29, 2013, where guidance and advice relating to the operation of ELSI were gained.
  - A well-experienced person who is prominent overseas was welcomed as Councilor. Advice and feedback were gained with regards to promoting interdisciplinary research and international collaborative research, as well as recruiting leading scientists, etc.
  - A center Principal Investigator meeting is held once a month to make medium and long-term contributions towards the operation of the research center by the Center Director and in order to ensure that a viable bottom-up function is secured. Furthermore, a Center Director Assistant office meeting is held each week, with the participation of the Center Director, Deputy Director, and Vice-Director, in order to conduct substantial discussions related to actions required with regards to pointers given by the Advisory Board or proposals presented by the Internal Principal Investigator Meeting, in addition to formulating basic policies for the foreseeable future.
- 3) Allocation of authority between center director and host institution
- The President of the Tokyo Tech has promised to provide full support as a university, in addition to items pertaining to ELSI, by changing the medium term plan of the university.

**Reasons for eligibility as Administrative Director:**

Dr Nakazawa has displayed an outstanding capability in launching a new organization and creating a sustainable system. In 1992, he founded the Department of Earth and Planetary Sciences in the Faculty of Science at Tokyo Institute of Technology. At that time he was a professor of general studies at Tokyo Institute of Technology. Under his strong leadership, the university succeeded in recruiting promising faculty members within Japan as well as from the University of California. The principal members of this Department were all recruited by him from the University of Tokyo when they were young. He also established a system to conduct an annual external evaluation of lecturers' activities that was unheard of in Japan at the time. In addition, he introduced systems such as syllabus creation and evaluation of lectures by undergraduates, which had also not been done in Japanese universities in those days. Although heavily criticized at that time, these are now common in the Tokyo Institute of Technology as well as other Japanese universities. Therefore, it could be said that Dr Nakazawa took the lead in reforming university systems in the Department of Earth and Planetary Sciences. As a result of these reforms, the Department of Earth and Planetary Sciences at Tokyo Institute of Technology has achieved world-leading research results already shortly after its establishment, and is widely acknowledged as one of the leading departments in its research field in Japan.

Furthermore, in 1998, he established another new organization, the Interactive Research Center of Science at the graduate school of Tokyo Institute of Technology. The Interactive Research Center of Science consists of promising young lecturers and world's leading established scientists. They are exempted from all duties other than research (e.g., university management and lecturing) and thus they can concentrate solely on their research. It could be said that this organization is a pioneer for the WPI program. Excellent scientists including Dr Makino, an internationally recognized computer scientist, are working in this organization.

Dr Nakazawa is also known as a founder of the Japan Society of Planetary Science. He created a firm foundation for the society. Serving as the first administrative director together with the first president, he launched the academic journal "Yuseijin" and established a membership system mainly by himself.

Thus, his planning and management skills and future perspectives are outstanding. He has a number of achievements in introducing new sustainable systems as well. The great success of the Department of Earth and Planetary Sciences at Tokyo Institute of Technology as well as that of the Japan Society of Planetary Science established by him indicate that Dr Nakazawa is the most suitable candidate for the administrative director of the institute.

Dr Nakazawa has made two stipulations. Firstly, he would not interfere in research. Secondly, he would serve as the Administrative Director only during the initial period following the launch of the institute. Therefore, Executive

- Regulations relating to ELSI were highlighted to ensure the flexible operation of research institutes that are not encumbered by conventional concepts, and a wide range of authority has been granted to center director with regards to major issues relating to the operation of sites.

Administrative Director who has a background with an exquisite experience as a Director of the Administration Bureau of Tokyo Tech who also has a background as rich experience as a public official will work together with Dr Nakazawa to lay the foundation of the center in the first two to three years and replace him as Administrative Director after that.

- Attach a CV of the prospective administrative director (free format).

iii) Administrative staff composition

- Concretely describe how the administrative staff is organized.

The Operations and Administration Division will consist of three departments:

- 1) International Promotion and Researcher Support Department
- 2) Operations Department
- 3) Public Relations Department

Their functions will be promoted by a couple of Research Advisors, who have academic background and support both researchers and administrators. Existing administration offices of the university, Research Project Support Center, Research Strategy Office, Educational Planning Office, Evaluation Office, Office of Industry Liaison, Planning Office, and International Office, will also provide full support for the operation of the Center's Administrative Division (Figure 10).

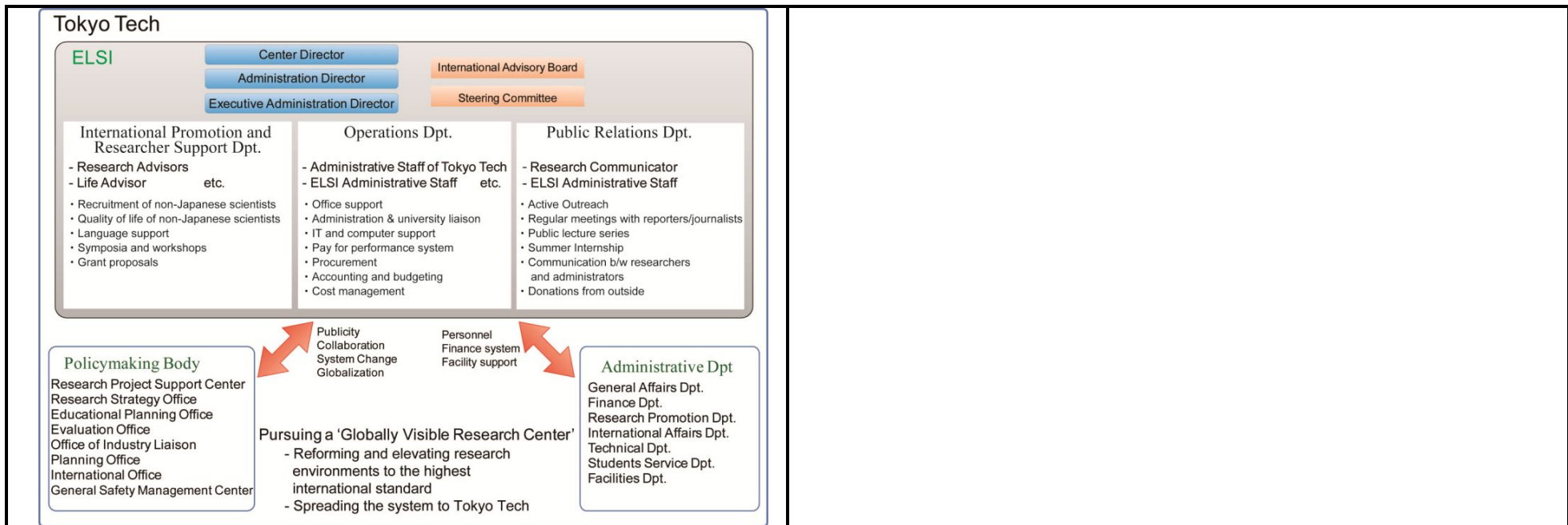


Figure 10. Structure of Operations and Administration Division of Earth-Life Science Institute.

### International Promotion and Researcher Support Department

This department is responsible for connections between the Center and the outside world and for supporting the researchers during their stay at the Center. The manager and supporting Research Advisors are in charge of international recruiting, support and retention of non-Japanese staff members and visitors. With a “Japanese lifestyle adviser” assigned to each family, they offer assistance with immigration, housing, and daily life concerns. They also provide language support for non-Japanese scientists and their families. This department will manage a series of international seminars and workshops, both smaller in-house seminars and international conferences. Their role includes assistance with preparation of external research grant proposals by researchers from abroad.

The key areas of responsibility for International Promotion and Researcher Support are:

- Recruitment of non-Japanese scientists
- Quality of life of non-Japanese scientists
- Language support
- Symposia and workshops

- Grant proposals

### **Operations Department**

This department will handle the internal operations tasks of the Center, such as financial accounting and budgeting, running the daily, weekly, and monthly events, etc. It will provide the primary administrative interface with the rest of Tokyo Tech, particularly including facilities, information technology infrastructure, and procurement.

The key areas of responsibility for the Operations Department are:

- Office support
- Administration & university liaison
- IT and computer support
- Pay for performance system
- Procurement
- Accounting and budgeting
- Cost management

### **Public Relations Department**

This department is responsible for Center's outreach activity. We will hire Research Communicators with an academic background as a contact person to/from the outside. They regularly will send out information about the Center's research achievements to the general public in both English and Japanese through a website, encourage press releases by the Center's staff, organize monthly meetings with reporters, journalists, and science communicators, and hold lecture series as monthly events, etc. This department also will organize the Summer Internship Program for high-school students. To regularly inform the Center's administrators about the latest research outcomes is also an important task for the Research Communicators. They also seek donations from the foundations and enterprises, in collaboration with Center Director. We will be able to provide the teaching materials to companies for education.

The key areas of responsibility for Public Relations are:

- Active Outreach
- Regular meetings with reporters/journalists
- Public lecture series
- Summer Internship
- Communication between researchers and administrators
- Donations from outside

iv) Decision-making system

- Concretely describe the center's decision-making system.

The Center Director will have the authority to make all decisions except those concerning the final selection/removal of the Center Director himself. The responsibilities of the Center Director include the operation and management, fully assisted by the Administrative Director. This will enable a flexible and fast decision-making system.

The Center has a Steering Committee consisting of the Center Director as a chair person, Administrative Director, Directors of Satellite Centers, and two other Principal Investigators, to assist the Center Director in making decisions on a wide range of matters. The International Advisory Board members, two Japanese and three non-Japanese, also advise from an international perspective. The Advisory board meetings will be held twice a year. The Center Director receives advice from them, but makes final decisions by himself.

v) Allocation of authority between center director and host institution

- Concretely describe how authority is allocated between the center director and host institution.

The President of Tokyo Tech is the chief representative of the university, and will be able to exercise strong leadership in management strategy. While the President will have the authority concerning the final selection/removal of the Center Director, the Center Director will be empowered to appoint all the research and administrative staff members of the Center, decide annual salaries and incentives, write a budget, etc, in consultation with the Center's Steering Committee and the International Advisory Board.



## 5. Researchers and center staffs

i) "Core" to be established within host institution

### Principal investigators

	At beginning	Final goal (Date: month, year)	Results at end of FY 2012	Results at end of April 2013
Researchers from within host institution	6	6 (October,2015)	6	6
Foreign researchers invited from abroad	3	6 (October,2015)	3	3
Researchers invited from other Japanese institutions	4	4 (October,2015)	4	4
Total principal investigators	13	16 (October,2015)	13	13

### All members

- In the "Researchers" column, put the number and percentage of overseas researchers in the < > brackets and the number and percentage of female researchers in the [ ] brackets.

- In the "Administrative staffs" column, put the number and percentage of bilingual staffs in the ( ) brackets.

	At beginning	Final goal (Date: month, year)	Results at end of FY 2012	Results at end of April 2013
Researchers	23 < 3,13 %>	71 (October,2015) < 24,33 %>	23 < 5,21 %> [ 1,4 %]	29 < 5,17 %> [ 3,10 %]
Principal investigators	13 < 3,23 %>	16 (October,2015) < 6,37 %>	13 < 3,23 %> [ 0,0 %]	13 < 3,23 %> [ 0,0 %]
Other researchers	10 < 0,0 %>	55 (October,2015) < 18,33 %>	10 < 2,20 %> [ 1,10 %]	16 < 2,13 %> [ 3,19 %]
Research support staffs	0	34	0	2
Administrative staffs	5	10	7 ( 6,86 %)	11 ( 8,73 %)
Total	28	115	30	42

Table 1 and Figure 11 show the expected number of Principal Investigators (PIs) at the beginning of the program and at the end of FY 2012, as well as the number set as the final target on October, 2015. At the start of ELSI, two PIs will be invited from overseas. We will invite 2 female non-Japanese PIs in 2013 and 2015, and a full-time non-Japanese PI in 2014. We assign a Japanese PI at the Satellite Center in Ehime University and also invite 3 Japanese PIs from Japan Aerospace Exploration Agency (2 PIs) and Japan Agency for Marine-Earth Science and Technology. The ratio of non-Japanese PIs of ELSI will grow from 23 % (3 out of 13 at the beginning) to 37 % (6 out of 16) by the time of October, 2015.

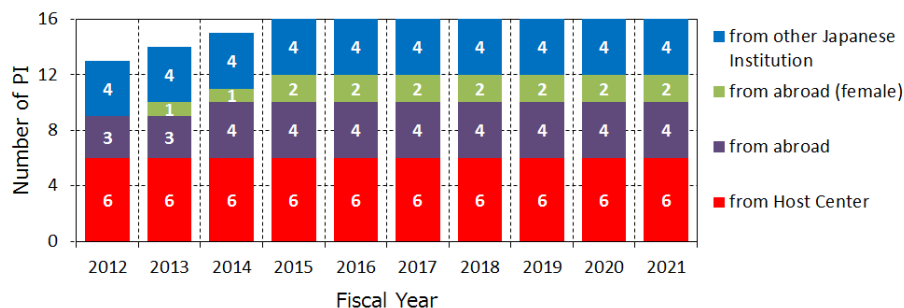


Figure 11. Plan for the participation of non-Japanese Principal Investigators.

b) Total members

Table 2. Plan to achieve the final staffing goal.

	Numbers			
	At beginning		At end of FY 2012	Final goal (Date: month, year) (October, 2015)
		Those in existing center-building project		
Researchers	23 < 3, 13 %> [ 0, 0 %]	10 < 0, 0 %> [ 0, 0 %]	23 < 3, 13 %> [ 0, 0 %]	71 < 24, 33 %> [ 13, 18 %]
Principal investigators	13 < 3, 23 %> [ 0, 0 %]	7 < 0, 0 %> [ 0, 0 %]	13 < 3, 23 %> [ 0, 0 %]	16 < 6, 37 %> [ 2, 12 %]
Other researchers	10 < 0, 0 %> [ 0, 0 %]	3 < 0, 0 %> [ 0, 0 %]	10 < 0, 0 %> [ 0, 0 %]	55 < 18, 33 %> [ 11, 20 %]

Principal Investigator

- As planned, a total of 13 staff members were appointed to the post of PI in 2012. These members including three non-Japanese and four people affiliated with other organizations in Japan.

The posting dates for the three people scheduled to be appointed as PI in 2013 and thereafter have been changed as below:

- The posting date for Principal Investigator Renata WENTZCOVITCH has been changed from December 2013 to October 2015.
- The posting date for Principal Investigator Lisa KALTENEGGER has been changed from October 2015 to October 2014.
- The posting date for Principal Investigator John HERNLUND has been changed from October 2014 to August 2013
- Following these changes, the Principal Investigator participation plan is shown in the figure below.

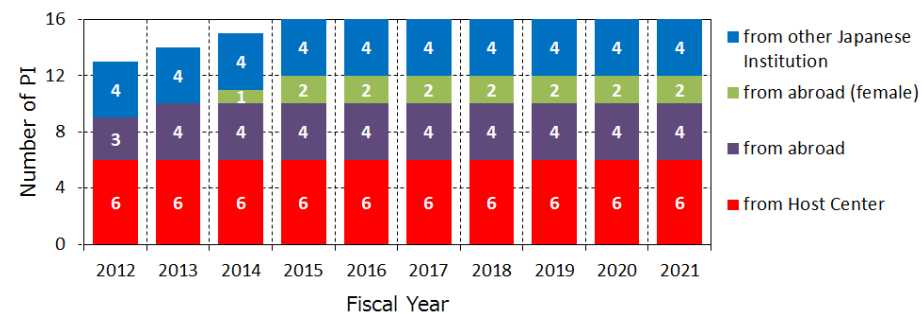


Figure 11: Principal Investigator participation plan

- Three independent researchers with positions of Associate Professor (in their late 30s to early 40s, who were recognized to have the same level of abilities as Principal Investigators, were appointed to the posts of Associate Principal Investigators. Two of these researchers are affiliated with the host organization—the Tokyo Tech, and the other is affiliated with a cooperative organization, the Japan Agency for Marine-Earth Science and Technology. They will primarily be in charge of research related to changes in the outersurface of the earth, as well as to the origin and evolution of life.

Overall structure

- At the end of 2012, 23 people were secured as research personnel as planned. These members were made up of 13 Principal Investigators and 10 other researchers (three Associate Principal Investigators, four affiliated scientists, and three young researchers).

Research support staffs (incl. Research Assistant)	0	0	0	34
Administrative staffs	5	0	8	10
Total number of people who form the "core" of the research center	28	10	31	115

By October 2015, the total number of researchers will reach 71, including 24 non-Japanese researchers (33%). At this point we set the final staffing goal (Table 2 and Figure 12).

Our final goal consists of 10 collaborative researchers, 5 young and promising researchers at high-performance level (Associate Prof. level), and 40 young resourceful researchers (Assistant Prof. or postdoc level). Young researchers ranked at Associate Prof. level will lead their teams like a PI. Each PI will work closely with the newly appointed researchers ranked at Assistant Prof. or postdoc level. Most of the young researchers will be newly employed by international open recruitment adapted according to the Western recruiting calendar.

We will have a 5-year review of center operations in FY2016 and execute the ELSI reform agenda for next 5 years.

We will drastically reform our staff structure in accordance with the review in FY2017. After the reform we expect the fraction of non-Japanese researchers to be up to about 40%.

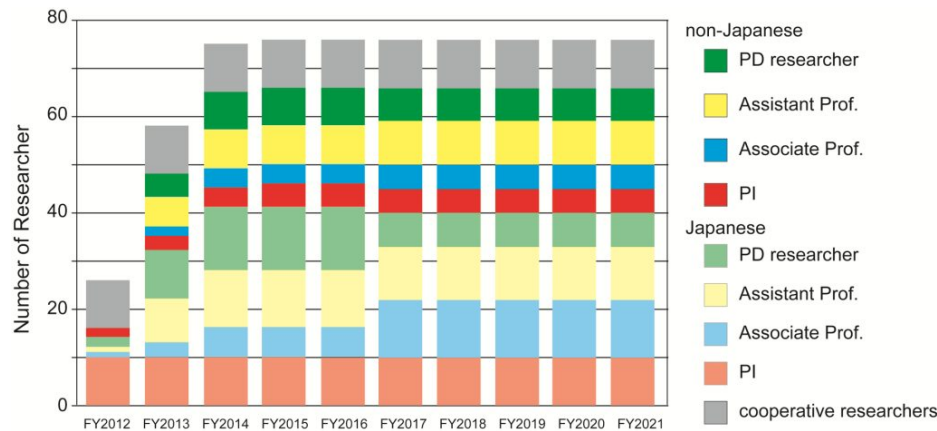


Figure 12. Expected number of researchers at ELSI.

- The three young researchers consist of one female researcher (a Japanese national who has transferred from the California Institute of Technology) and two foreign researchers (transferred from NASA and the University of Arizona). In each case their acceptance was determined by the Center Director, following a process of application and selection.
- Young researchers are categorized as a “Member” or “Long-term Member” (LT-Member) depending on the term of their employment, as presented at the time they were recruited.
- Young researchers will be supplied with a startup expense budget starting in 2013.
- The breakdown for the category of “Other researchers,” as classified at the time the personnel allocation plan for October 2015 was completed, is comprised of around five associate PIs, ten cooperative researchers, Members, and Long Term Members (about 40 combined), for a total of at least 55 persons. Efforts will be made for the recruiting superior young researchers.
- The plan for the personnel organization of researchers at ELSI is shown in the figure below.

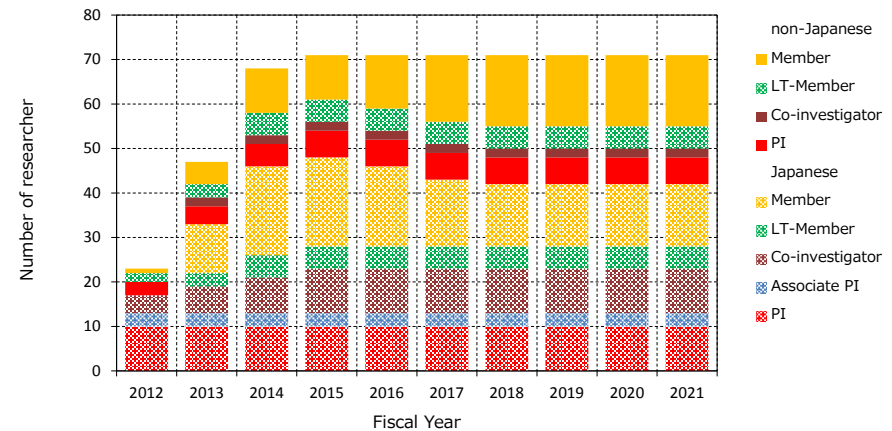


Figure 12: Organization of researchers at ELSI

- Satellite organizations  
[Performance for 2012 / progress status / changes since establishment]  
Organization name (1): Geodynamics Research Center, Ehime University

<Roles>

As shown in the column to the left; no changes.

## ii) Satellites

### 1) Satellite Center

ELSI has three Satellite Centers, i) at the Geodynamics Research Center, Ehime University, (ii) at the Interdisciplinary Program, Institute for Advanced Study in Princeton, and (iii) at the Origin of Life Initiative, Harvard University. Each satellite function is as follows.

#### **Geodynamics Research Center (GRC), Ehime University**

GRC has shown globally leading research results in the fields of deep Earth science. Prof. Tetsuo Irifune will join ELSI as a Principal Investigator and Satellite Director. The other five GRC members (one female) will also join this Satellite Center (see Figure 13).

The main role of this Satellite Center at Ehime University is to conduct research on the origin and evolution of the solid Earth, primarily based on the high-pressure/high-temperature experiments using multi-anvil apparatus (large-volume press). Such multi-anvil experiments have a great advantage in controlling sample temperature over experiments by other techniques such as a laser-heated diamond-anvil cell, although the experimental pressure-temperature range is limited. The combination of both diamond-anvil experiments (K. Hirose at Tokyo Tech) and multi-anvil experiments (T. Irifune at Ehime Univ.) would provide the best answers to questions on the deep Earth structure and dynamics.

#### **Interdisciplinary Program, Institute for Advanced Study (IAS) in Princeton**

Prof. Piet Hut is based at the IAS in Princeton. He will divide his time between Tokyo Tech and Princeton, half and half. During his stay at Princeton, the Institute for Advanced Study will host both scientists and administrators from ELSI. The IAS is, of course, a world-leading research institute, always hosting more than hundred visitors from around the world. This is an ideal place for scientists to exchange ideas and establish their own personal connections. It is also a good place for administrators to learn about an efficient system at such a top-class institute.

#### **Origin of Life Initiative, Harvard University**

Prof. Jack Szostak will participate as a Principal Investigator and a Satellite Director on behalf of Harvard University Origin of Life Initiative. He is a world-leading scientist in synthetic biology. We will exchange young scientists to explore the origin of life, based on new information about the early Earth environments that will be examined by the main body of ELSI.

#### <Personnel and organization>

Personnel makeup as of the end of 2012 is as described below.

- Satellite Director and Principal Investigator Professor Tetsuo Irifune (Director of Geodynamics Research Center (GRC), Ehime University)
- Shigetaka Kawada (Technical Staff, GRC, Ehime University)
- Cooperative researchers
  - Taku Tsuchiya (Professor, GRC, Ehime University)
  - Jun Tsuchiya (Associate Professor, GRC, Ehime University)
  - Yoshinori Tange (Assistant Professor, GRC, Ehime University)
  - Masayuki Nishi (postdoctoral fellow, GRC)
  - Xianlong Wang (postdoctoral fellow, GRC)
  - Steeve Greaux (Member, GRC, Ehime University)
  - Hiroki Ichikawa (Member, GRC, Ehime University)

From 2013 onwards, approximately three people are scheduled to be employed as young researchers, processed through application and selection.

#### <Collaborative Framework >

To promote joint research pertaining to the origin and evolution of the solid Earth, as well as the material differentiation of early Earth. Furthermore, from next year onwards, the researcher network "TANDEM" (The Asian Network in Deep Earth Mineralogy) developed by Professor Irifune and others will be utilized to implement recruiting activities for young researchers.

Organization name (2): The Interdisciplinary Program, the Institute for Advanced Study in Princeton

#### <Roles>

As shown in the column to the left; no changes.

#### <Personnel and organization>

Personnel makeup as of the end of 2012 is as described below.

- Satellite Director and Principal Investigator
  - Professor Piet Hut (Head of the Interdisciplinary Program, the Institute for Advanced Study in Princeton University).

One Long Term Member has been dispatched since February 2013 (for the time being the personnel will reside at the satellite for about nine months every year to conduct research on the topic of the origin of life).

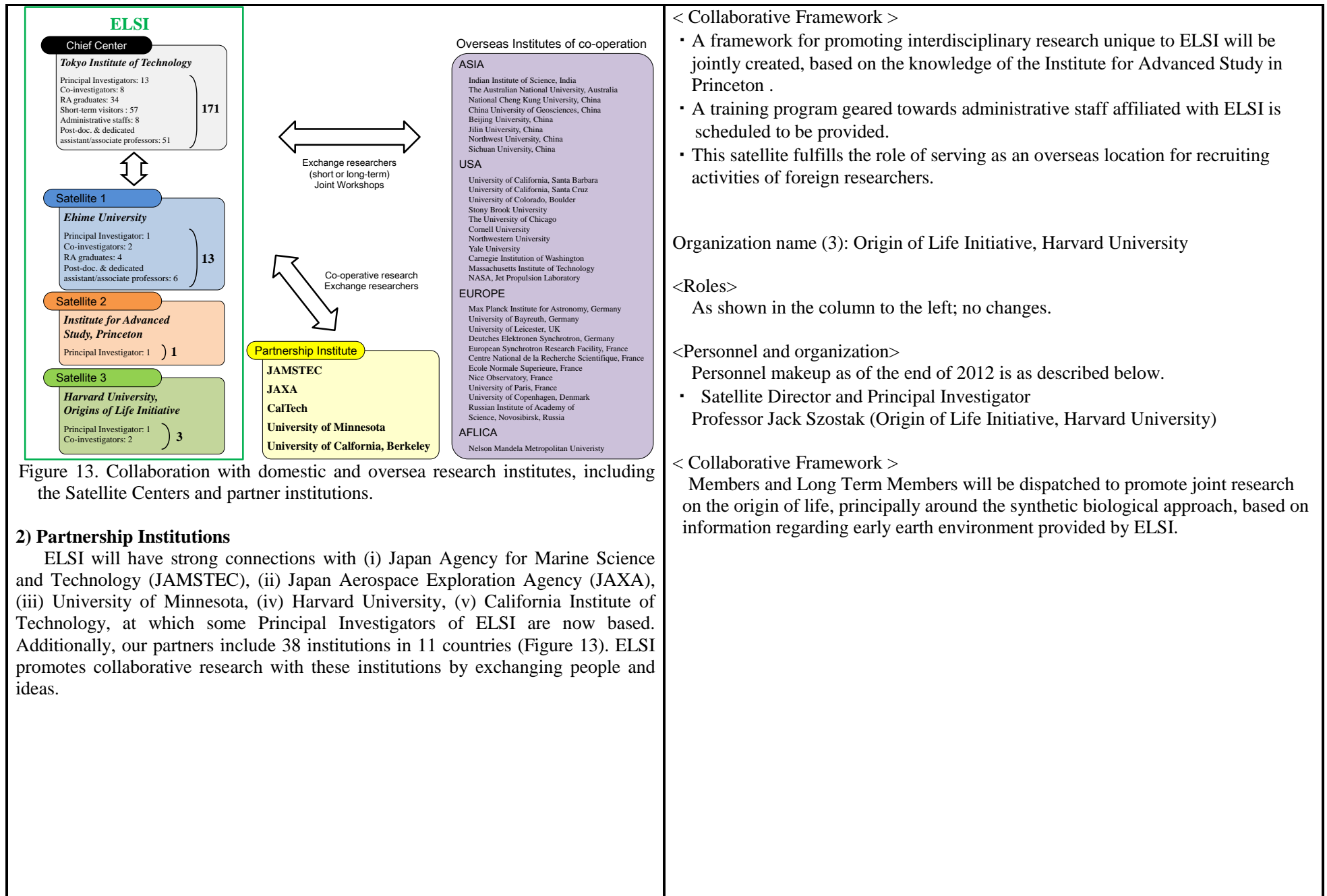


Figure 13. Collaboration with domestic and overseas research institutes, including the Satellite Centers and partner institutions.

## 2) Partnership Institutions

ELSI will have strong connections with (i) Japan Agency for Marine Science and Technology (JAMSTEC), (ii) Japan Aerospace Exploration Agency (JAXA), (iii) University of Minnesota, (iv) Harvard University, (v) California Institute of Technology, at which some Principal Investigators of ELSI are now based. Additionally, our partners include 38 institutions in 11 countries (Figure 13). ELSI promotes collaborative research with these institutions by exchanging people and ideas.

### < Collaborative Framework >

- A framework for promoting interdisciplinary research unique to ELSI will be jointly created, based on the knowledge of the Institute for Advanced Study in Princeton .
- A training program geared towards administrative staff affiliated with ELSI is scheduled to be provided.
- This satellite fulfills the role of serving as an overseas location for recruiting activities of foreign researchers.

Organization name (3): Origin of Life Initiative, Harvard University

### <Roles>

As shown in the column to the left; no changes.

### <Personnel and organization>

Personnel makeup as of the end of 2012 is as described below.

- Satellite Director and Principal Investigator  
 Professor Jack Szostak (Origin of Life Initiative, Harvard University)

### < Collaborative Framework >

Members and Long Term Members will be dispatched to promote joint research on the origin of life, principally around the synthetic biological approach, based on information regarding early earth environment provided by ELSI.

i

[Performance for 2012 / progress status / changes since establishment]

Organization name (1): Japan Agency for Marine-Earth Science and Technology

<Roles>

Systematic biological evolutionary predictions and geological records as well as geochemical interpretations are combined to clarify the cross-interactions of biological evolution from chemical synthesis to photosynthesis and the atmosphere-ocean evolution.

<Personnel and organization>

Personnel makeup as of the end of 2012 are as described below:

- Principal Investigator  
Ken Takai, Program Director (Ocean Subsurface Geobiology and Advanced research Project at the Institute of Biogeosciences).
- Associate Principal Investigator  
Naohiko Okochi, Program Director (Ocean Subsurface Biology and Advanced research Project at the Institute of Biogeosciences).  
(Geobiosphere Evolution Research Program at the Institute of Biogeosciences)

<Collaborative Framework>

Promotion of joint research intended to reveal the cross-interaction of biological evolution from chemical synthesis to photosynthesis and atmosphere-ocean evolution.

Organization name (2): Japan Aerospace Exploration Agency (JAXA)

<Roles>

Take charge of the next generation engine technology development of spacecraft for bioplanet exploration and planetary explorations.

<Personnel and organization>

- Principal Investigator Professor Masaki Fujimoto (Department of Space Plasma Physics, Institute of Space and Astronautical Science, JAXA)
- Principal Investigator Hitoshi Kuninaka (Department of Space Transportation, Institute of Space and Astronautical Science, JAXA)

< Collaborative Framework >

Principal Investigator Fujimoto shall promote the development of methods for bioplanet exploration, while Principal Investigator Kuninaka shall promote the developmental research of ion engines intended for planetary exploration, in collaboration with researchers of ELSI.

Organization name (3): University of Minnesota

	<p>&lt;Roles&gt; Take charge of theoretical calculations for physical properties of magma, based on the first principle theory, in order to clarify the makeup of the earth.</p> <p>&lt;Personnel and organization&gt; Principal Investigator Professor Renata WENTZCOVITCH (Department of Chemical Engineering and Materials Science, University of Minnesota).</p> <p>&lt; Collaborative Framework &gt; Results from experimental research conducted by ELSI and calculation results obtained by the University of Minnesota are correlated to verify and fine tune the theoretical model for the makeup of the earth.</p> <p>Organization name (4): Harvard University</p> <p>&lt;Roles&gt; Discover indices for determining whether or not life form exists in targets of habitable zones on M-type stars, with consideration for the reality of spectroscopy of planets in habitable zones outside the solar system.</p> <p>&lt;Personnel and organization&gt; Principal Investigator Lisa KALTENEGGER Research Associate (Harvard Smithsonian Center for Astrophysics)</p> <p>&lt;Collaborative Framework&gt; Cooperation with the research group searching for extraterrestrial life at ELSI. ELSI is to be considered a research hub, and the Center is to drive further research.</p> <p>Organization name (5): California Institute of Technology</p> <p>&lt;Role&gt; To identify the geological and geochemical constraints required to explain the interaction between the atmospheric-oceanic chemical evolution and biological evolution from chemical synthesis to photosynthesis.</p> <p>&lt;Personnel and organization&gt; Principal Investigator Professor Joseph Lynn KIRSCHVINK (Division of Geological and Planetary Sciences, California Institute of Technology)</p> <p>&lt;Collaborative framework&gt; From 2013, the Principal Investigator Joseph Lynn KIRSCHVINK will be based at ELSI for 6 months of every year. During this time, he will focus on driving the research and leading the young researchers at ELSI.</p>
--	--

## 6. Summary of center's research environment

< Plan at start of project >

### 1) Environment in which researchers can devote themselves to their research

**Earth-Life Science Institute (ELSI)** will try to provide the best environment for Principal Investigators (PIs) to concentrate on research. Two to three post-docs or dedicated assistant professors will be hired for each PI to form his/her research group. A couple of Research Advisors with academic background provide additional support in order for them to avoid miscellaneous tasks. They will also help non-Japanese PIs in general ways, including assistance in writing a proposal, communicating with external Japanese scientists, etc. PIs joining from Tokyo Tech will be reassigned as Professors of ELSI, which grant them a reduction in non-research responsibilities. They must be exempted from at least the duty of teaching undergraduate students.

The Center Director is responsible for minimizing the administrative work by all researchers at the Center. For this purpose, a very efficient research-oriented administrative division will be created through several unique systems. Each administrator will be evaluated annually and given incentives, similarly to scientists. The Center holds a regular event to inform administrators of the Center's latest research results, which will lead to smooth communications between researchers and administrators and more importantly will motivate the administrators to work for the research. Some of the administrators will stay at the Institute for Advanced Study in Princeton, our satellite institute, for a few months to learn their highly effective administration system.

### 2) Startup research funding

Each PI invited from overseas will be granted JPY5 to 10 million, depending on theoretical or experimental work, to start up his/her research project. For the second year, another JPY5 to 10 million will be provided. Further support is possibly given until he/she obtains external funds based on the discussion with the Center Director. The Center will provide non-Japanese PIs a full range of support to acquire large-scale competitive funds in Japan. We also provide JPY6 million start-up funds to dedicated research associate professors.

### 3) Postdoctoral positions through open international solicitations

The Center will hire three ranks of researchers besides PIs; 1) post-docs, 2) dedicated research assistant professors, and 3) dedicated research associate professors. More than half of the post-docs and dedicated assistant professors will work with one of the PIs, while the rest of them have more freedom in their research

<Results/progress/alternations from plan at start of project>

### 1) Environment in which researchers can devote themselves to their research

- In order to reduce the duties of the Principal Investigators participating from the host institution, the University has moved participating teaching staff to the research center, transferred their registry to the research institute, and exempted them from their departmental education responsibilities. Simultaneously, as a substitute measure, it was decided at the discretion of the university president, that 3 teaching staff posts would be loaned to the base departments to which those teaching staff belonged. These teaching personnel have already started working at the base departments.

- An administrative division comprising departments such as the Department of Internationalization and Researchers Support, Operations, and Public Relations, was launched under an appointed professor, Dr. Nakazawa. One staff member from the university's head office, who has considerable operational experience, was deployed as the Chief of General affairs to be in charge of the functions of the Operations department. Four people with sufficient English language proficiency were appointed to take charge of the department of Internationalization and Researchers Support, and thus, a system for liaising and communicating with both the director and non-Japanese Principal Investigators was setup. Furthermore, a Research Administrator with a doctorate degree was appointed to assist the Director, and a strategic system was established.

- Daily meetings are held at a fixed time between the Director and the administrative departments, to ensure a smooth and harmonious communication.

### 2) Startup research funding

- Immediately after the establishment of the Research Institute, discussions relating to startup funds were held during a meeting in the Director's Assistant's office. It was decided that the young researchers (including Japanese researchers) who were not included in the initial plan, would also be funded for research. Furthermore, it was decided to set the upper and lower limits of the funding value based on the recipient's qualifications.

- In FY 2012, two foreign Principal Investigators were employed and two researchers took up new postings. This occurred towards the end of the fiscal year, and it was therefore understood that funding would begin in the fiscal year of 2013. Consent for this was obtained from the recipients concerned.

### 3) Postdoctoral positions through open international recruitment



with only loose connections to specific groups. All dedicated associate professors are independent (assistant professors in Japanese universities are traditionally not independent). These three classes of researchers are recruited through open international solicitations. The Center Director will make their best efforts to advertise the recruitment internationally.

#### 4) Administrative personnel who can facilitate the use of English in the work process

The official language must be English for non-Japanese and Japanese alike. Every document will be written in English. A few officers of Tokyo Tech who can use English will be assigned to the Center as a priority. We will also hire excellent English-speaking staff members from outside, and we will actively encourage the employment of staff, Japanese and non-Japanese, with international experience. In addition, some of the administrative staff at the Center will stay for three months at the Institute for Advanced Study in Princeton, our Satellite institute, in order to experience and learn their highly efficient administrative system and its operation.

#### 5) Rigorous system for evaluating research and system of merit-based compensation

The evaluation of the research activity by each scientist will be made annually. It will be based on publications in academic journals and on the scientific merit of his/her research. The Annual Evaluation Workshop will be held in March for the latter purpose.

The Center secures better salaries for PIs than their previous employment conditions. Their annual salary will be determined on the basis of their research output, contributions to Center's overall activities, and the acquisition of external competitive funds. For outstanding research outcomes or contributions by all scientists, the Center will provide better research environments (space, financial support, post-docs, etc) as incentives.

Not only researchers but also administrators will be evaluated annually. For their superior works, the Center will give them an opportunity to be dispatched to our oversea satellite institute.

#### 6) Equipment and facilities, including laboratory space, appropriate to a top world-level research center

Tokyo Tech will secure sufficient research space (about 1500 m<sup>2</sup> from start and additionally up to approximately 2100 m<sup>2</sup> by 2015) for the Center at the Ookayama Campus, close to the building of the Department of Earth and Planetary Sciences. In addition to research space (offices, laboratories), we will prepare a Common room to promote internal communications, which is key for interdisciplinary studies. People gather in this room for their short break and for

- Open international recruitment is the general rule for catering to specific fixed term employments for teachers, etc. For fairness and transparency, we created detailed regulations for selecting the teaching staff of ELSI.
- Based on the open international recruitment and recommendations from the Principal Investigators, 3 people (Long-Term-Member and Member) were employed during the fiscal year 2012, and 6 further employees were selected to take up new posts in April 2013.

#### 4) Administrative personnel who can facilitate the use of English in the work process

- Four people with sufficient English language proficiency were appointed to take charge of the Department of Internationalization and Researchers Support, and thus a system for liaising between the director and foreign national PIs was established. Furthermore, a Research Administrator with a doctorate degree was appointed to assist the Director, and a strategic system was established.

#### 5) Rigorous system for evaluating research and system of merit-based compensation

- An arrangement for the annual salary norms for the center personnel was established, and a merit-based compensation system was introduced. Furthermore, for those whose main job is working for this program, we introduced a special compensation system by establishing the "Compensation and benefits for the teaching staff participating in the program of the Tokyo Tech - World Premier International Research Center Initiative."
- University-wide consent has been obtained for the above arrangement.

#### 6) Equipment and facilities, including laboratory space, appropriate to a top world-level research center

- The university has offered to dedicate the existing building (2,670m<sup>2</sup>) in the Ookayama Campus (Ishikawadai area) for ELSI.
- Part of this building was renovated in academic year of 2012 for the Directors' room, administrative room, researchers' room and a laboratory. In addition, the

daily and weekly events organized by Research Advisors.

The access to research equipments, in particular to large scale parallel computers for simulations, is abundant. The computer center of Tokyo Tech (GSIC) has the most advanced supercomputer in the research institutes in Japan. In addition, GRAPE series of custom-built supercomputers, developed by J. Makino's group, will be accessible to researchers of the Center. Also, 10-Petaflops K computer and other supercomputers in national research institutes, including National Astronomical Observatory, JAXA and JAMSTEC are accessible through PIs.

#### 7) International research conferences or symposiums held regularly to bring world's leading researchers together

International symposium will be held annually. They will cover a wide range of topics, with different clear-cut key concepts in each year, based on original research at the Center. More than twenty world-leading scientists and young active researchers will be invited from abroad with and without travel support. The symposia will be held in autumn, the best season to recruit promising young researchers. Other relatively small symposiums on specific hot topics as well as interdisciplinary topics will be held several times each year.

Additionally, Annual Evaluation Workshop will be held in March, at the end of the Japanese fiscal year, in which all the scientists at the Center must present on their research made in corresponding year. Only a small number of key scientists and International Advisory Board members will be invited. The primary purpose of this workshop is to evaluate the research activity by each scientist and to redirect the emphasis of the Center's research if necessary.

#### 8) Other measures, if any

Living conditions will probably be the biggest concern for most non-Japanese scientists. To best serve them and their families, the Center will assign a "Life adviser" to each family even before they move to Japan. This adviser will guide them through all the difficult processes and will always be available to advise on procedures such as visa, school, bank account, special diets, garbage, transportation, taxes, pension, etc. The adviser essentially acts as a personal assistant for non-Japanese scientists when needed. Tokyo Tech has an accommodation facility called the 100th Anniversary International House with 100 single rooms and 20 family rooms in its Ookayama Campus. It can be temporally used for non-Japanese scientists and families until they find a place to live outside.

Another challenge for non-Japanese scientists will be the acquisition of external funds for their research. Both Research Advisors and other Center staff members in related fields will be strongly involved in their preparation of proposals. The university's Research Project Support Center and Research Strategy Office will also support non-Japanese scientists to acquire competitive funds.

rest of the building has been prepared for renovation during the first half of the fiscal year 2013 and will include a laboratory, seminar rooms, meeting rooms and communication space.

- Land has also been secured near the ELSI building for the construction of an additional building measuring 5000 m<sup>2</sup>. The preliminary designs have now been completed.

#### 7) International research conferences or symposiums held regularly to bring world's leading researchers together

• The opening ceremony was held on 27th March 2013 in the Kuramae hall of the Tokyo Tech. Keynote lectures were given by the Principal Investigators of foreign satellite institutions, as well as by the Director of the center. There were 200 attendees, including 50 invited speakers from both domestic and overseas.

- After the opening ceremony, an international symposium for two and a half days was held. This involved 30 institutions such as the satellite institutions the Tokyo Tech, Ehime University, Institute for Advanced Study in Princeton, Harvard University; other overseas collaborative institutions (California Institute of Technology, University of Minnesota, University of California, Berkeley); and domestic collaborative institutions (JAMSTEC, JAXA). There were also 30 other domestic and international institutions participating, with over 140 participants. During the symposium, the participants reached a certain level of understanding towards various research fields and they discussed strategies of ELSI.

#### 8) Other measures, if any

- In the general affairs division, non-Japanese researcher support desk was set and one staff in the division concurrently plays two roles as an administrator as well as the "Life adviser" to support the non-Japanese researchers.
- The University has reserved 20 rooms in the International House for non-Japanese researchers during their stay.

## 7. Criteria and methods used to evaluate center's global standing

< Plan at start of project >

i) Criteria and methods to be used for evaluating the center's global standing in the subject field

Our research is highly academic. Even for such academic accomplishments, evaluation requires comprehensive assessment with various criteria and methods. However, the evaluation is often made on the basis of publications. It may be still useful to assure the activity, quality, and recognition of research.

Here we indicate ELSI's global standing from the perspective of "research activity" and "research quality". To evaluate such perspectives, assessment referring to the number of published articles and their citations is one of the most primary and objective criteria. Thomson Reuters have developed a database for this purpose. Here we used the University Science Indicator (USI) as the most authoritative index to compare the research levels of world-top universities in each field.

ii) Results of current assessment made using said criteria and methods

a. Number of papers per faculty staff (PI) per year

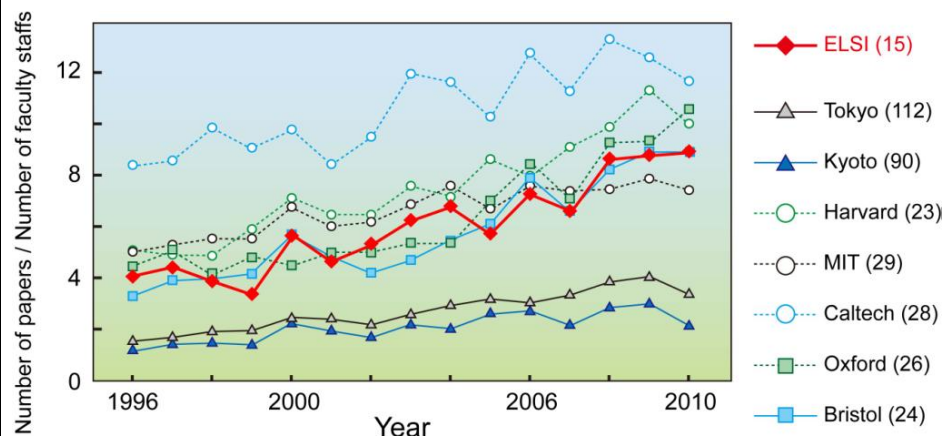


Figure 14. Research activity defined by (Numbers of papers) / (Number of faculty staffs) in the top universities in Japan, U.S. and UK (Thomson Reuters, USI Database 1996-2010, results from the fields of Geology, Geochemistry & Geophysics, Environmental Science, and Geoscience, Multidisciplinary). The number of faculty staff at each institute is from its website in 2007. Productivity of papers by PIs of ELSI is at a global top standard.

<Current assessment>

- Current assessment
- i) Criteria and methods have been developed for use in evaluating the center's global standing within its subject field.
  - These criteria and methods are as described in the left column.
  - The impact factor based on the number of citations. However, inevitably, there is a time lag between publication and being cited by other authors. It is therefore likely that the full impact factor will not be recognized at an international level in the world of ELSI for at least the first few years after ELSI's establishment. However, a method called "Altmetrics" has been recently recognized. This method can measure the effect of an article immediately after its official announcement, regardless of the number of citations. Discussions have therefore begun to introduce Altmetrics as a supplementary evaluation method.
  - The notable articles which were published by ELSI researchers during 2012, and their subject fields, are listed below:

**Ayukawa, S, Sakai, Y & Kiga, D** 2012 An aptazyme-based molecular device that converts a small-molecule input into an RNA output. *Chemical Communications* 48 7556-58.

**Chen, J, Sonobe, K, Ogawa, N, Masuda, S, Nagatani, A, Kobayashi, Y & Ohta, H** 2013 Inhibition of arabidopsis hypocotyl elongation by jasmonates is enhanced under red light in phytochrome B dependent manner. *Journal of Plant Research* 126 161-68.

**Chikaraishi, Y, Kaneko, M & Ohkouchi, N** 2012 Stable hydrogen and carbon isotopic compositions of long-chain (C21-C33) n-alkanes and n-alkenes in insects. *Geochimica et Cosmochimica Acta* 95 53-62.

**Eder, S H K, Cadiou, H, Muhamad, A, McNaughton, P A, Kirschvink, J L & Winklhofer, M** 2012 Magnetic characterization of isolated candidate vertebrate magnetoreceptor cells. *Proceedings of the National Academy of Sciences of the United States of America* 109 12022-27.

**Igisu, M, Takai, K, Ueno, Y, Nishizawa, M, Nunoura, T, Hirai, M, Kaneko, M, Naraoka, H, Shimojima, M, Hori, K, Nakashima, S, Ohta, H, Maruyama, S & Isozaki, Y** 2012 Domain-level identification and quantification of relative prokaryotic cell abundance in microbial communities by Micro-FTIR spectroscopy. *Environmental Microbiology Reports* 4 42-49.

**Imada, S, Hirose, K, Komabayashi, T, Suzuki, T & Ohishi, Y** 2012 Compression

In order to assess our research activity, we adopt (Numbers of papers) / (Number of faculty staffs) for each year. Figure 14 above shows the change in this index during 1996 to 2010, for the world-class Earth and Planetary Science departments at universities in US, UK, and Japan, in comparison with that by our PIs at ELSI. It clearly shows that the research activity of our PIs far exceeds those at Japanese two major universities, and is indeed comparable to those at world-leading institutes.

### b. Impact of papers in subject area

We use an index of (Number of citations per publication in a given field) / (Total number of citations for all publications in that field) to assess our “research impact”. We chose Geochemistry & Geophysics for papers by our PIs, except for S. Maruyama (Geology), N. Yoshida (Environmental science), and P. Hut and J. Kirschvink (Geoscience, multidisciplinary). We calculated average values of 4 fields for leading universities and ELSI. The results are shown in Figure 15 below, for the year of publications.

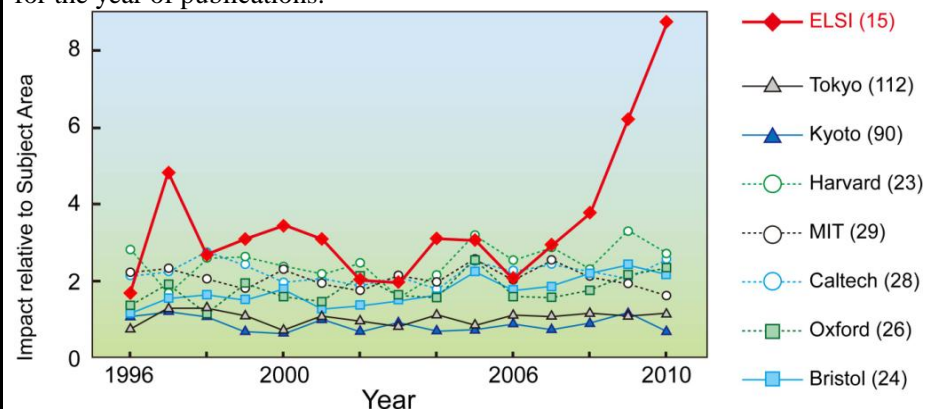


Figure 15. Research impact defined by (Average number of citations per publication in a given field) / (Total number of citations for all publications in that field) for papers published in a specific year (Relative Impact Factor, Thomson Reuters, USI database). The number of citations for papers by our PIs is indeed world-leading.

This plot shows that papers published by our PIs have been well cited in each corresponding field. Sudden increase after 2009 was caused primarily by a hot paper published by the group led by R. Wentzcovitch. Even without this paper, our publications have been cited more times than those reported from the world top-level departments in Earth and Planetary Sciences, indicating that our research

of  $\text{Na}_0.4\text{Mg}_0.6\text{Al}_{1.6}\text{Si}_0.4\text{O}_4$  NAL and Ca-ferrite-type phases. *Physics and Chemistry of Minerals* 39 525-30.

**Ise, T, Tsukizaki, R, Togo, H, Koizumi, H & Kuninaka, H** 2012 Electric field measurement in microwave discharge ion thruster with electro-optic probe. *Review of Scientific Instruments* 83.

**Kawahara-Kobayashi, A, Masuda, A, Araiso, Y, Sakai, Y, Kohda, A, Uchiyama, M, Asami, S, Matsuda, T, Ishitani, R, Dohmae, N, Yokoyama, S, Kigawa, T, Nureki, O & Kiga, D** 2012 Simplification of the genetic code: restricted diversity of genetically encoded amino acids. *Nucleic Acids Research* 40 10576-84.

**Kobayashi, K, Narise, T, Sonoike, K, Hashimoto, H, Sato, N, Kondo, M, Nishimura, M, Sato, M, Toyooka, K, Sugimoto, K, Wada, H, Masuda, T & Ohta, H** 2012 Role of galactolipid biosynthesis in coordinated development of photosynthetic complexes and thylakoid membranes during chloroplast biogenesis in *Arabidopsis*. *Plant J*.

**Komabayashi, T, Hirose, K & Ohishi, Y** 2012 In situ X-ray diffraction measurements of the fcc-hcp phase transition boundary of an Fe-Ni alloy in an internally heated diamond anvil cell. *Physics and Chemistry of Minerals* 39 329-38.

**Kudo, Y, Hirose, K, Murakami, M, Asahara, Y, Ozawa, H, Ohishi, Y & Hirao, N** 2012 Sound velocity measurements of  $\text{CaSiO}_3$  perovskite to 133 GPa and implications for lowermost mantle seismic anomalies. *Earth and Planetary Science Letters* 349 1-7.

**Murakami, M, Ohishi, Y, Hirao, N & Hirose, K** 2012 A perovskitic lower mantle inferred from high-pressure, high-temperature sound velocity data. *Nature* 485 90-U118.

**Nonaka, L, Maruyama, F, Miyamoto, M, Miyakoshi, M, Kurokawa, K & Masuda, M** 2012 Novel Conjugative Transferable Multiple Drug Resistance Plasmid pAQU1 from *Photobacterium damsela* subsp *damsela* Isolated from Marine Aquaculture Environment. *Microbes and Environments* 27 263-72.

**Ohta, K, Yagi, T, Taketoshi, N, Hirose, K, Kornabayashi, T, Baba, T, Ohishi, Y & Hernlund, J** 2012 Lattice thermal conductivity of  $\text{MgSiO}_3$  perovskite and post-perovskite at the core-mantle boundary. *Earth and Planetary Science Letters* 349 109-15.

**Schlippe, Y V G, Hartman, M C T, Josephson, K & Szostak, J W** 2012 In Vitro Selection of Highly Modified Cyclic Peptides That Act as Tight Binding Inhibitors. *Journal of the American Chemical Society* 134 10469-77.

**Sekine, R, Kiga, D & Yamamura, M** 2012 Design strategy for an initial state-independent diversity generator. *Chem-Bio Informatics Journal* 12 39-49.

**Shibuya, T, Tahata, M, Kitajima, K, Ueno, Y, Komiya, T, Yamamoto, S, Igisu,**

impact is really world leading.

Additionally, 8 out of 15 PIs in ELSI have “h-index” higher than 35 (see Biographical sketches). It is clear that ELSI exhibits a strong prospective to stand out globally as top-level research center in the world.

iii) Goals to be achieved through the project (at time of interim and final evaluations)

Once ELSI is established and starts research fully with world-top level and young promising scientists, we can naturally expect that our research activity will be enhanced substantially. ELSI should be top in the world in both research activity and impact defined above in five years. Each scientist of ELSI will pursue ambitious interdisciplinary sciences, with retaining their excellencies in each individual field.

Additionally, Tokyo Tech has well known experts in the field of project assessment or scientometrics. In cooperation with the university’s Research Strategy Office, ELSI will utilize new objective assessment program to assure the quality of research, as well as to advance research and research policy, by giving feedback to our community and funders.

Measure or Indicator	5 Year Target	10 Year Target
World leadership, relevance and quality (Annual review)	• Globally competitive	• The only world-leading center in all of its subject fields
Research activity <sup>1</sup> and Research impact <sup>2</sup>	• Top in the world in both Research activity and impact	• Same
Business Development	• Develop trend analysis for research funds • Establish framework for collecting donations • Young researchers annually obtain competitive funds of JPY 110M.	• Stable operation of collecting donations • Young researchers annually obtain competitive funds of JPY 175M.
Development of Research Talent	• 40% of young researchers come from overseas	• More than 30% of young researchers are female
Effective support for international visitors	• 80% of visitors assess support as outstanding	• Same

$$^1\text{Research activity} = \frac{\text{Numbers of papers}}{\text{Number of faculty staffs}}$$

$$^2\text{Research impact} = \frac{\text{Number of citations per publication in a given field}}{\text{Total number of citations for all publications in that field}}$$

Figure. Goals to be achieved through the project

**M, Terabayashi, M, Sawaki, Y, Takai, K, Yoshida, N & Maruyama, S** 2012 Depth variation of carbon and oxygen isotopes of calcites in Archean altered upper oceanic crust: Implications for the CO<sub>2</sub> flux from ocean to oceanic crust in the Archean. *Earth and Planetary Science Letters* 321 64-73.

**Sugimura, E, Komabayashi, T, Ohta, K, Hirose, K, Ohishi, Y & Dubrovinsky, L S** 2012 Experimental evidence of superionic conduction in H<sub>2</sub>O ice. *Journal of Chemical Physics* 137.

**Suzuki, S, Ishida, T, Kurokawa, K & Akiyama, Y** 2012 GHOSTM: A GPU-Accelerated Homology Search Tool for Metagenomics. *Plos One* 7.

**Swanson-Hysell, N L, Maloof, A C, Kirschvink, J L, Evans, D A D, Halversong, G P & Hurtgen, M T** 2012 CONSTRAINTS ON NEOPROTEROZOIC PALEOGEOGRAPHY AND PALEOZOIC OROGENESIS FROM PALEOMAGNETIC RECORDS OF THE BITTER SPRINGS FORMATION, AMADEUS BASIN, CENTRAL AUSTRALIA. *American Journal of Science* 312 817-84.

**Szostak, J W** 2012 The eightfold path to non-enzymatic RNA replication. *Journal of Systems Chemistry* 3:2 <http://www.jsystchem.com/content/3/1/2>.

**Takami, H, Noguchi, H, Takaki, Y, Uchiyama, I, Toyoda, A, Nishi, S, Chee, G J, Arai, W, Nunoura, T, Itoh, T, Hattori, M & Takai, K** 2012 A Deeply Branching Thermophilic Bacterium with an Ancient Acetyl-CoA Pathway Dominates a Subsurface Ecosystem. *Plos One* 7 11.

**Takishita, K, Chikaraishi, Y, Leger, M M, Kim, E, Yabuki, A, Ohkouchi, N & Roger, A J** 2012 Lateral transfer of tetrahymanol-synthesizing genes has allowed multiple diverse eukaryote lineages to independently adapt to environments without oxygen. *Biology Direct* 7 7.

**Tateno, S, Hirose, K, Komabayashi, T, Ozawa, H & Ohishi, Y** 2012 The structure of Fe-Ni alloy in Earth's inner core. *Geophysical Research Letters* 39.

**Tobin, T S, Ward, P D, Steig, E J, Olivero, E B, Hilburn, I A, Mitchell, R N, Diamond, M R, Raub, T D & Kirschvink, J L** 2012 Extinction patterns, δ<sup>18</sup>O trends, and magnetostratigraphy from a southern high-latitude Cretaceous-Paleogene section: Links with Deccan volcanism. *Palaeogeography Palaeoclimatology Palaeoecology* 350 180-88.

**Ward, P D, Haggart, J W, Mitchell, R, Kirschvink, J L & Tobin, T** 2012 Integration of macrofossil biostratigraphy and magnetostratigraphy for the Pacific Coast Upper Cretaceous (Campanian-Maastrichtian) of North America and implications for correlation with the Western Interior and Tethys. *Geological Society of America Bulletin* 124 957-74.

**Zhang, N, Zhang, S L & Szostak, J W** 2012 Activated Ribonucleotides Undergo a Sugar Pucker Switch upon Binding to a Single-Stranded RNA Template. *Journal of the American Chemical Society* 134 3691-94.

	<p><b>Zhu, T F, Adamala, K, Zhang, N &amp; Szostak, J W</b> 2012 Photochemically driven redox chemistry induces protocell membrane pearling and division. <i>Proceedings of the National Academy of Sciences of the United States of America</i> 109 9828-32.</p>
--	---

<p><b>8. Securing competitive research funding</b></p>	
<p>&lt;Plan at start of project &gt;  i) Past record  Ten Japanese PIs have secured a lot of research funds including Grand-in-Aid for Science Research (KAKENHI), sponsored research funds, collaborative research funds, and university grants/operating subsidies. The amount of obtained funds between FY2007 and FY2011 are summarized in Table 3 (the effort ratios of PIs are taken into account). Prospective funds for FY2012 and FY2013 are also listed.  The dominant fund is KAKENHI. Indeed, the 10 Japanese PIs have constantly acquired large-scale KAKENHI programs such as Specially Promoted Research, Scientific Research on Priority Areas, Scientific Research on Innovative Areas, and Scientific Research(S). The annual average of the total amount of KAKENHI between FY2007 and FY2011 is JPY 294 million, and we can see that the amounts of KAKENHI have been demonstrating an upward trend. Also, the 10 Japanese PIs have obtained sponsored research funds and collaborative research funds. Especially in FY2011, they see a remarkable increase in those funds.  The annual average of the total research funds obtained by the 10 Japanese PIs between FY2007 to FY2011 is about JPY 670 million/year and this is equivalent to about 96% of our requesting WPI grants (JPY 700 million).  Figure 16 shows the total amount of funds obtained by the 10 Japanese PIs and another 8 Japanese researchers who will join ELSI from the beginning. The annual average from FY2007 to FY2011 becomes about JPY 980 million/year, which exceeds our requested level of WPI grants.  We conclude that ELSI's capabilities of securing research funding are substantially matched to the WPI program.   Table 3. Total amount of research funds obtained by 10 Japanese PIs over the past five years (FY2007 - 2011), with promised funds for FY2012 and FY2013.</p>	<p>&lt;Results/progress/alternations from plan at start of project&gt;  i ) Past record  No Change   Research funding acquired during the fiscal year 2012 (The amount has taken in account the effort put forward by ELSI)  9,560,000 USD (956,000,000 yen) Conversion rate:1 USD =100 JPY</p>

Unit : million yen

	FY2007	FY2008	FY2009	FY2010	FY2011	FY2012	FY2013
Grants-in-Aid for Scientific Research (KAKENHI)	272.30	262.84	271.26	305.23	359.61	458.45	509.80
Sponsored Research	114.09	117.51	72.17	64.48	296.07	221.73	221.73
Collaborative Research	29.70	25.85	30.80	36.30	105.88	92.13	77.83
University Grants/ Operating Subsidy	189.18	255.29	168.77	177.29	215.14	182.22	181.73
Total	605.26	661.49	543.00	583.29	976.69	954.52	991.08

※1 provisional data identified at 30 June, 2012

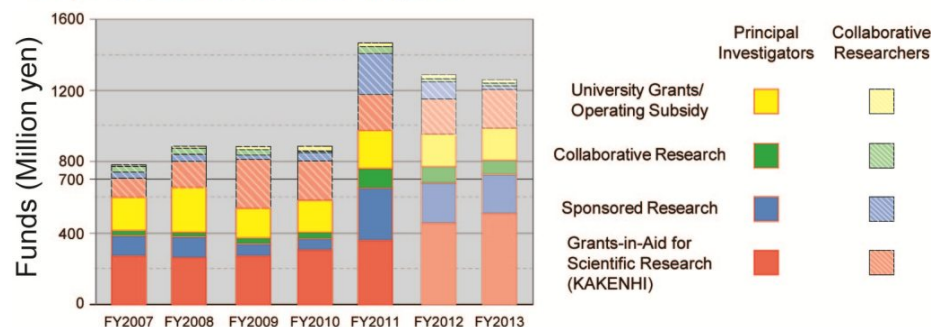


Figure 16. Annual variations in the total research funds obtained by the 10 Japanese PIs and another 8 collaborative researchers between FY2007 and FY2011. The dashed bars of FY2012 and FY2013 indicate those informally-promised by the end of June 2012.

## ii) Prospects after establishment of the center

We expect funds acquired by the 10 Japanese PIs and by the other 8 Japanese independent researchers should be at least JPY 600 million/year and JPY 300 million/year, respectively. Based on results in the past 5 years and the current trend (in the preceding section), we think these figures are probably realized. Note that the sum of these figures, which is JPY 900 million/year, already exceeds the amount of funds from the WPI program. In addition, we expect other members of ELSI including the foreign PIs (5), adjunct associate professors (10), adjunct assistant professors (20), and PDs (21), whom ELSI will recruit, to annually obtain JPY 140 million (2.5 million yen/person) or more by FY2015 and beyond. In total, we expect the funding that all the members of ELSI will obtain should be more than JPY 1000 million/year (Figure 16).

In order to ensure that the expected funding appears, we provide the following

structured and strategic efforts to all researchers in ELSI.

- By creating an environment in which all researchers in ELSI can concentrate on research, we will allow them to apply for more competitive funding programs.
- Research Advisors will fully assist PIs in acquiring funds, including arranging financial support and applications with the help of the project support center of Tokyo Institute of Technology.
- We will provide comprehensive support to individual investigators in preparing competitive grant proposals to funding agencies in Japan and elsewhere, including: start-up funding for feasibility studies; English and Japanese language editorial support; opportunity identification; training and mentoring of early-career staff in proposal development; brokering of internal and external collaborations; and rigorous internal review prior to proposal submission.

The operation and administrative directors should regularly develop some trend analysis of national policy objectives, related subsidies, and competitive funding programs with the help of the policy making body of Tokyo Institute of Technology. This will ensure a cost-effective approach to support basic funding applications and the more complicated and demanding approach necessary for foundations and other large sources of funds. We will propose new future-oriented large-scale projects to the government on the basis of the trend analysis.

One of ELSI's challenging subjects is to secure endowed research funds. The public relations departments will examine possibilities of donations from education business communities and a framework for collecting small donations from individuals and corporations in ELSI operations. We aim at raising our collaborative research funds including endowed funds to more than JPY 150 million by FY2019.

The Tokyo Institute of Technology will cover funds for the labor expenses for internally hired researchers (PIs: 6 professors and associate professors with 80 to 90% effort rate (= Effort 1); co-researchers: 8 professors and associate professors with 50% effort rate) and administrative staff members, and will provide large equipment, etc., that should be worth about JPY 145 million a year.

In summary, we expect to secure resources greater than the amount allocated as WPI grants throughout the implementation period with the funds acquired through the above efforts (Figure 17).



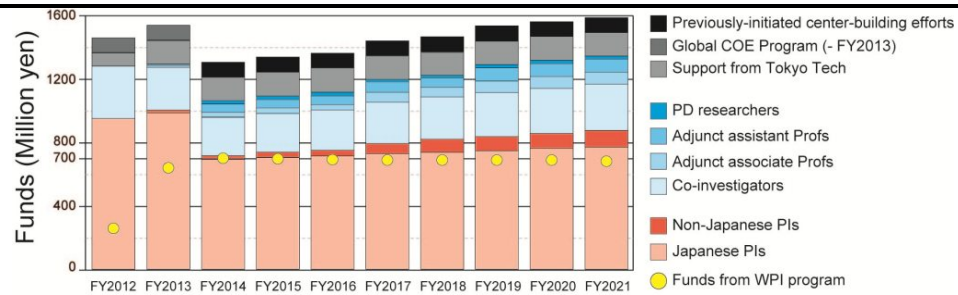


Figure 17. Prospects of research funds. The total amounts of KAKENHI, sponsored research funds, collaborative funds, and university grants/operating subsidies will far exceed the amount of requested fund from the WPI program (yellow balls). Additionally, this figure includes the support from G-COE program until FY2013 and its compensation from the President's discretionary fund after FY2014.

### (8) Exploiting the results of previously-initiated center-building efforts (when applicable)

Program name: Global Center Of Excellence program (G-COE)  
 Project title: From the Earth to "Earths"  
 Representative's name: Shigeru Ida  
 Funding period: FS2009-2013

Related to the G-COE program above, the university provided the following support for our activity:

#### Financial support

- FS2009 JPY9,150,057
- FS2010 JPY5,632,000
- FS2011 JPY4,063,000
- FS2012 JPY4,161,000

#### Provision of research space

- Room 403, 404, 405 in Ishikawadai no.6 Building in Ookayama campus
- Room 009, 011, 017 in G1 Building in Suzukakedai campus

Total 10 units (1 unit: ~26 m<sup>2</sup>)

- Describe why you believe that you can yield a top world-level center by applying new concepts to the heretofore results of your previously-initiated center-building efforts.

Previous G-COE programs have focused on the relationship between environmental change and evolution of life on Earth. Our focus was particularly on organisms in the Cambrian explosion and Snowball earth event 500 - 600 million years ago. We have carried out studies including geological decoding of environmental change before and after the snowball Earth event and genome analysis of photosynthetic organisms in relation to adaptation to land. We also looked at the evolution from prokaryotes to eukaryotes 1.9 – 2.0 billion years ago. Generalizing these results, we have tried to discuss requirements for enlargement of life and adaptation to land on extra-solar terrestrial planets. We recognized the role of solid Earth and environmental influences in the galaxy (influences of the universe) for variation of the Earth surface environments. This motivated us to make a project plan of ELSI with emphasis on the role of solid Earth led by a solid-earth geophysicist, Prof. Hirose as a leader. Research in ELSI will also highlight the early Earth as the place of origin of life. Therefore, not only solid earth science, but also a theory of planet formation would play an important role.

Using our experience to explore the relation between the snowball Earth event and discontinuous biological evolution, ELSI will explore the relationship between the early Earth and the origin of life. We have already been focusing on Japanese geothermal and serpentine hydrothermal areas - Hakuba hot springs, which are thought to be modern analogues of hydrothermal area on the ocean floor, a promising location for the origin of life. We have collected microorganisms living in those extreme environments and we have analyzed their genomes.

In addition, data on life in extreme environments would be required to make our discussion of the origin of life on the early Earth scientifically reliable. To achieve this, research projects in ELSI will closely link to the national projects of a sample return mission for a primitive asteroid by JAXA's "Hayabusa-2", a possible future mission to icy satellites, and exploration of deep-sea hydrothermal organisms by Japan's renowned "Shinkai 6500", which is run by the Japan agency for marine-earth science and technology (JAMSTEC). It is the Earth that links deep ocean to deep space (satellites of Jupiter and Saturn) in terms of life. The obtained knowledge would lead to understanding of life in a myriad of extra-solar terrestrial planets in the Galaxy.

The precursor programs 21COE - How to build habitable planets? (2004 -2008) as well as G-COE - From the Earth to "Earths" (2009-2013) have achieved results by active collaboration of the history of the Earth, a theory of planet formation and ultra-high pressure experiments, which are Japanese specialty, with life science. Based on these results obtained by wide-field interdisciplinary collaboration, ELSI will much further proceed this line with emphasis on the role of solid Earth and universe. It will also focus on not only the evolution of life but also the origin of life by involving "Hayabusa-2" and "Shinkai 6500". Thereby, we believe that ELSI will become a world-leading institute.

- Describe concretely your prospects for securing the same scale of the measured amount through independent resources after that funding eventually ends in future.

After the funding from the above-mentioned G-COE program ends in 2013, the university has promised that they will provide US\$1,125,000 every year after 2014 until the end of this WPI program from the president's discretion money. This amount of money is equivalent to the support from the G-COE program.

## 9. Other important measures taken to create a world premier international research center

<Plan at start of project >

### 1) Activities after the end of the program period

The Center Director will do his utmost best to seek donations to ELSI from international nonprofit corporations and from companies with close relations to Tokyo Tech. Several research topics of ELSI, such as extraterrestrial life and the space craft "Hayabusa" are of general interest to the public, which may help us to collect donations.

After the end of the support under the WPI program, the activity of ELSI will continue based on 1) external funds acquired by Principal Investigators and other members, 2) continued support from the university, and 3) donations from outside.

### 2) Effects on other institutions

Internationalization is one of the important goals of this program. 1) English-based administration, 2) merit-based annual salary & incentive, 3) non-Japanese family support systems will be secured at the Center. These can be models for other institutions to host researchers from abroad.

ELSI will be highly research-oriented institute. For this purpose,

- Annual Evaluation Workshops will be held to evaluate the research results by each scientist, which reflect in the annual salary and incentive given by the Center Director.
- Research Advisors with academic background will provide a wide range of support to all scientists.
- PIs from Tokyo Tech will be reassigned to the Center, in order to be exempted from the duty of teaching undergraduate students.
- A research-oriented Administrative Division will be created through 1) evaluation by researchers, 2) consequent merit-based incentives, 3) dissemination of the latest research results, 4) stays at the overseas satellite center to learn efficient

<Results/progress/alternations from plan at start of project>

### (1) Activities proposed for after the end of the program period

- The University has positioned ELSI at its signboard base and has provided support in terms of funding, research space, and personnel support, so as to ensure the permanent operation of ELSI. The University continues to place a very high importance on the center as a source of foundation funds and for the collection of donations, as required.
- In order to obtain the prescribed funds regularly it is necessary to make a renewed effort to enhance ELSI's "degree of favorable recognition" among the general public. Based on this idea, a public relations expert was invited and a study session was held to understand the role of Public Relations within ELSI.

### (2) Ripple effect on other institutions

#### 1) Internationalization

- 1 Four personnel with a sufficient proficiency in the English language were employed to support non-Japanese researchers and to deal with English-based transactions.
- 2 ELSI's own promotion and salary system is set up. This is separated from the university's standards.
- 3 20 rooms from the university's International house were reserved and have accommodated visiting researchers. In addition, support desk for non-Japanese researchers has been opened. It is within the Administrative department (Internationalization and Researchers' Support department).

#### 2) Orientation towards research

- Three departments, namely the Internationalization and Researchers' support and the Operations and Public Relations, were established within the Administrative division. One member of the administrative staff from the

system.

These unique systems may be helpful for other organizations to become more highly research-oriented.

ELSI will have strong connections to the general public.

- Research Communicators with full academic background will be in charge of overall outreach activities.

- They will organize 1) press releases, 2) regular meetings with reporters/journalists, 3) a Summer Internship Program for high-school students, etc.

Active outreach will make the ELSI and the host institute more visible from the outside, which will be a big advantage for each institute.

### **3) Other plans important for the establishment of a leading global research center**

ELSI will be a world communication center in related research fields. We will invite top-level professors on sabbatical leave to stay for half a year or a year as well as support short stays by both established and young active scientists. At the same time, the Center will encourage all scientists including PhD students to stay at oversea partner institutions for a while to exchange ideas and collaborative research. We will also dispatch administrators to our oversea satellite institute (Institute for Advanced Study in Princeton).

Researchers at ELSI will be actively encouraged to organize sessions closely related to their research topics at relevant international conferences. The Goldschmidt Conference, which gathers 4000 researchers from all around the world, will be held in Japan in 2016, which is a good opportunity to summarize our research results in the midst of the project.

We already have nine years of experience of interdisciplinary research between geoscience and life science through 21<sup>st</sup>-Century COE and G-COE programs. Additionally, ELSI will have several plans to unite the team to explore the early Earth and life. First of all, we need to promote internal communications within ELSI. We will therefore prepare a Common room as well as daily, weekly, and monthly events following the model of IAS, Princeton, where Prof. Piet Hut, one of PIs, is based. Second, we may replace some PIs after midterm evaluation, based on their research performance. And third, the Director will co-supervise each young scientist. Under the supervision by the Director, they will interact not only with their main advisor but also with other PIs to promote interdisciplinary research.

ELSI will have several young active Associate PIs in addition to PIs. They will make significant scientific contributions in environmental chemistry and synthetic biology. Such Associate PIs will have their own research group at ELSI.

university and four with sufficient English proficiency have been employed to support international researchers and deal with English based transactions.

### 3) Aggressive Outreach activities

- Public Relations experts with scientific backgrounds were invited, and study sessions were conducted relating to public relations and various outreach activities based on the communication of science and technology.

- Based on the advice given by the Public relations experts, a logo for ELSI was chosen, and the website was launched.

- A PR manager was selected, and is expected to join ELSI in April 2013.

- The opening ceremony was held on 27th March 2013 at the Kuramae hall in the Tokyo Tech. The keynote lectures were given by the Principal Investigators of the foreign satellite institutions and by the Director of the Institute. There were 200 attendees including 50 invited speakers both from domestic and overseas.

- An international symposium was held for two and a half days following the opening ceremony. Participants included those from 30 institutions from each of the domestic and overseas satellite institutions of Tokyo Tech as well as overseas collaborative institutions. Over 140 participants from domestic collaborative institutions and other domestic and international institutions also participated. During the symposium, the participants reached a certain level of understanding towards various research fields and they discussed strategies of ELSI.

### (3) Others

#### 1) Researcher Exchange

- In the fiscal year 2012, a total of 25 researchers (24 were non-Japanese researchers), were invited to participate in collaborative research exchange programs at ELSI for durations ranging from one week to one month. Discussions were also held relating to research collaborations for the next fiscal year onwards. By arranging for the requests of specific lectures/topics to be discussed during ELSI seminars and lunch meetings, the invitees were provided with an opportunity to discuss and exchange research ideas that were not limited to their fields.

#### 2) Publication of research results

- The research results from the affiliated researchers were announced in the International Symposium in March 2013. Based on these results, ELSI research strategies were discussed during the symposium.

#### 3) Development of the Research Environment

	<ul style="list-style-type: none"> <li>▪ Explanations of the evolution of the early Earth's surface, which is the connecting link between the Earth and early life, has become the focus. A study group has been set up with a focus on the researchers conducting studies on the early Earth and early life. The master plan of the research has since been analyzed carefully, and the research roadmap has been updated based on the findings.</li> <li>▪ ELSI seminars are conducted twice monthly to promote a mutual understanding of each research field and to enhance the English language presentation skills of the young researchers. This effort has promoted interdisciplinary research among the researchers.</li> <li>▪ Lunch meetings are held three times a week to share the opinions and to promote the multidisciplinary research. All the researchers in ELSI are to participate.</li> <li>▪ The Principal Investigator's meeting (PIs meeting) takes place once a month to promote an exchange of opinions, ideas, research progress, center operations, etc.</li> <li>▪ Tools such as Skype and TV conference systems have been set up in the common space where meetings such as the ELSI Seminar, Principal Investigator meetings, and lunch meetings are conducted - to enable the participation of overseas researchers.</li> </ul>
--	---

#### 10. Host institution's commitment

<p>&lt;Plan at start of project &gt;  - Provision in host institution's mid-to-long-term plan</p> <p>Tokyo Institute of Technology (herein after "Tokyo Tech") has formulated the long-term vision "Vision 2009" as well as the mid-term targets and plans as follows.</p> <p><b>[Tokyo Institute of Technology Vision 2009]</b>  The Vision 2009: A Vision for the Future of Tokyo Institute of Technology (herein after "Tokyo Tech"), which focuses on the next ten years, is a view to enable Tokyo Tech to fulfill this mission over the long-term and contribute to ongoing world development in the midst of the unprecedented difficulties facing humankind. We have set the followings as goals for the item "III. Research":</p> <p><b>1. Create new academic fields</b>  Pay adequate attention to securing the research funds and space necessary to promote basic and challenging research that conventionally should be encouraged by Tokyo Tech as a university.</p> <p><b>2. Create new values by systematically strengthening research</b>  Select research fields in which Tokyo Tech can demonstrate its strengths on a</p>	<p>&lt;Results/progress/alternations from plan at start of project &gt;  - Provision of the host institution's mid-to-long term plan</p> <ul style="list-style-type: none"> <li>▪ The research goals of ELSI are in agreement with the medium-term plans of the Institute. During the Education and Research conference (held immediately after the launch of ELSI), it was decided to add details of the provisions and the role of ELSI within the medium-term plan.</li> <li>▪ Right after selection of the WPI program, (during the university wide meeting), the "Review Committee of Tokyo Tech's Brilliant Individualities of the 21st century" (hereinafter referred to as the '21st century committee'), confirmed that particular factions of ELSI would be provided to be the pioneering parent organization for futuristic interdisciplinary research within the University, and these would differ from other research establishments within the university. Furthermore, these factions would be under the direct supervision of the University President.</li> </ul> <p>- Concrete measures  Concrete measures that have been provided by the host institution are divided into the following four points:  1) University-wide acceptance of the newly introduced management methods,</p>
--	--

university/departmental basis, and strengthen the Institute's research capacity by concentrating investments on resources in these areas, etc.

### 3. Establish a hub for international collaborative research

Rally researchers with diverse global perspectives and establish an international collaborative research hub to contribute to addressing social needs and solving global issues.

#### [Medium-term targets/plan]

- The forewords of the medium-term plan (2010 to 2015) define the basic principles of Tokyo Tech as follows: "Based on the recognition that the basis of the sustainable development of Japan and contribution to the world lies in "human resources", Tokyo Tech will stabilize its position as a global education and research base through nurturing "knowledgeable, skilled, ambitious, peace-minded and harmony-seeking scientific creators of the times".
- "Target concerning research level and results" of the medium-term target states, "Based on the variety of creative research results in the basic and fundamental areas backed by a long-term viewpoint, Tokyo Tech will create new values including integrated areas and new areas."
- "Target concerning research implementation structure, etc." states, "Establish a structure for flexible implementation of organizational research utilizing the knowledge and resources of Tokyo Tech."

The **Earth-Life Science Institute (ELSI)** will integrate the research in various disciplines and gather world-leading researchers to solve one of the most fundamental questions of humankind: how did life originate and evolve on Earth. The establishment of ELSI and associated innovations in science and technology match the above-mentioned vision and medium-term targets and plan. Therefore, the university will promptly revise to include ELSI in the medium-term targets and plan.

#### -Concrete Measures

(1) Competitive grants obtained by researchers participating in the project and in-kind contributions, etc.

From the start, ELSI will be competitive in its ability to attract external grants, given the excellent track record of its PIs, who have already brought in a level of funding comparable to what WPI can provide. In addition to that very promising outlook, we will add additional support in the following ways.

#### a) Concrete support for acquiring and utilizing competitive funding

which are different from conventional methods.

- 2) The provision of accommodation (space).
- 3) Human support to the base.
- 4) Preferential treatment on financial aspects.

Details of the concrete measures are as follows:

- 1) University-wide acceptance of the newly introduced management methods, which are different from conventional methods

In order to create a management system that is flexible and that differs from conventional systems, we have established rules based on the provision that different research institutes are considered to be at different levels. Listed below are the major rules that received university-wide consent.

- The "Detailed regulations of the steering committee at ELSI " were stipulated. The steering committee is the advisory body of the Director. It was clearly specified that important decisions, such as human resource issues, (excluding the hiring and firing of the Director himself), the budget, etc. are to be entrusted to the Director.
- The "Detailed regulations on Special rewards and incentives programs" of the center were stipulated. An environment was established where the Director, can by all fair and transparent means, confer incentives to office executives and researches for their brilliant results or contribution.
- "The internal rules for the teaching faculty flow at ELSI " were stipulated. It was clearly specified that the Principal Investigators from the University who are participating in the program are exempt from their departmental education responsibilities so that they can completely devote their efforts to research.
- The "Detailed regulations on the wages of the teaching faculty for fixed term employment at ELSI," the "Criteria for annual compensation of institute employees," were created to be conformed to, as were the "ELSI Rules," as decided by the 21st century Committee. As per the provision, all personnel employed at the center, (whether researchers or other employees), will be under an annual compensation structure. The director will make a fair decision on the annual compensation based on the merits and duties of the employee.
- "The Internal rules on the employee designations at ELSI" were stipulated to demonstrate the international features of the center. Furthermore, it was decided

We will provide extensive guidance, in terms of advice, coaching and language support to the foreign members of ELSI, to enable them, too, to be competitive in applying for Grants-in-Aid for Scientific Research (KAKENHI). This will make ELSI an unusually attractive place for foreigners to work, given the existing barriers in language and culture in most other Japanese research institutes.

In addition to these concrete scientific and administrative forms of support, we will also provide an equally concrete financial form of support: part of the indirect expense of acquired research grants (KAKENHI) will be provided directly to the researchers at ELSI.

#### **b) Concrete measures to increase research time for ELSI members**

We fully understand that the main goal of a WPI institute is the creation of a place where scientists can concentrate on their research, in an international and interdisciplinary setting. The university will work toward this goal in two ways. First, the PIs employed by Tokyo Tech will be transferred to ELSI to reduce their current duties. Second, we will provide members from our own administrative staff at no cost to ELSI, to build up an independent Administrative Division (for general affairs and planning, research support, financing and facilities, etc.). In doing so, we will select staff members with excellent linguistic abilities and extensive administrative experience. In short, we will shield ELSI members from much of the day-to-day chores interfering with research, both by lightening their non-research work load and by providing administrators of high caliber to help them focus on establishing an ideal research environment.

#### **c) Concrete continued funding through discretionary funds**

After the current Global Center of Excellence (herein after G-COE) Program is terminated, about 100 million yen (the same amount as the operating cost of the existing G-COE program) will be provided to ELSI from discretionary funds by the President of Tokyo Tech.

#### **(2) System under which the center's director is able to make substantive personnel and budget allocation decisions**

- ELSI will be established as an independent organization inside Tokyo Tech. The prospective Center Director of ELSI will have authority to make all decisions related to the Center, including personnel affairs (excluding hiring and firing of the Center Director him/herself) and execution of the budget, etc. He receives advice from the Steering Committee, for which the Center Director him/herself serves as the Chairperson, but makes final decisions by himself.
- The Center Director will evaluate both researchers and administrative staff members, and can provide them with extra incentives, depending on their

to carry out open international recruitment based on the above employee designations.

#### **2) Provision of requirements (such as space, etc.)**

- The former VBL building and Incubation building (measuring 2,670m<sup>2</sup>) were offered to the center at the discretion of the University President, and were named the "The Earth Life Science Institute building".
- Renovation of the building was necessary for it to function as a research center. The preliminary design for renovation was completed in the fiscal year 2012, and the renovation work is set to start in the following fiscal year.
- With the prospect of a new building for use by the center, the preliminary design for the new building was completed with the cooperation from the Facility Management Department and the Department of Architecture and Architectural Engineering.
- 20 rooms from the International House, which is adjacent to the ELSI, have been secured and provisioned for the stay of young foreign researchers and short term visitors.

#### **3) Human resource support to the center**

- One member of staff from the University administration who has rich administrative experience was deployed to develop the Administrative Division of the center (with the rank of Chief Officer). More executives from the administration are to be deployed in April 2013.
- The Principal Investigators from the University who participate in the program are now exempt from their departmental education responsibilities. As a substitute measure, three teaching staff posts were offered to the base departments at the discretion of the University President, to avoid any obstacles to departmental education. These teaching personnel began their employment at the base departments within the fiscal year 2012.

#### **4) Preferential treatment on the financial aspects**

- With reference to the indirect costs of external funds acquired by the researchers of the center, it was decided to allocate everything that is distributed to the departments back to the Institute. This decision received university-wide and acceptance from the departments concerned.
- It was decided to allocate the entire amount of the budget subsidy for the Principal Investigators participating from the University (teaching staff) to the center. This decision received university-wide acceptance.

performance.

(3) Support for the center director in coordinating with other departments at host institution when recruiting researchers, while giving reasonable regard to the educational and research activities of those departments

- We will make arrangements directly with those departments that provide one or more researchers belonging to ELSI, to ensure that those researchers will have unusual amounts of time and freedom to concentrate on their research, for example by appointing substitute professors for educational activities.

(4) Revamping host institution's internal systems to allow introducing of new management methods (e.g., English-language environment, merit-based pay, top-down decision making) unfettered by conventional modes of operation

- English will be used as the primary language inside ELSI.
- Some departments of Tokyo Tech have internationally recruited researchers and provided support for them in English for research and administration. Utilizing such know-how, international recruiting will be conducted for all research positions in ELSI, to prepare a top-notch internationally inviting environment.
- We will support the dispatch and extended visits for several months of the administrative staff in ELSI to an overseas satellite. In addition, exchange visits of part of the administrative staff of the satellite center to Tokyo Tech will be encouraged.
- Tokyo Tech has already introduced a salary system that provides extra financial incentives for researchers and administrative staff members in recognition of their proven abilities and performance. For the overseas Principal Investigators, an annual salary system will be adopted.
- Additional incentives will be made available for members of ELSI, based on their performance, such as improvements in research facilities for researchers, and opportunities to be dispatched overseas for administrative staff members (if they so desire). Decisions will be made depending on presentation of results held at the Annual Evaluation Workshop that will be the end of every academic year.
- Except for cases of hiring and firing of personnel or a drastic revision of financial projects, the Center Director of ELSI will be given the freedom to follow a streamlined and flexible policy in which he/she can make decisions without the need to consult the Steering Committee.
- In addition to these specifics, in general we will operate its existing systems in flexible ways, leaving room for revisions and additions when required by ELSI.



(5) Accommodation of center's requirements for infrastructural support (facilities, e.g., laboratory space; equipment; land, etc.)

- The board of Tokyo Tech assured approximately 1500 m<sup>2</sup> of floor space for ELSI at the start-up and additionally up to approximately 2100 m<sup>2</sup> by 2015 in an existing building. The building is located closely to the building of the Department of Earth and Planetary Sciences that ELSI is most closely related. This will include research labs, offices for clerical work, and a presentation room for an audience of 150, as well as meeting rooms on each floor. Research can be carried out there from the opening day of ELSI. Moreover, renovation of the building will create an environment encouraging researchers from different fields to communicate frequently and comfortably on a daily basis.
- Moreover, approximately 500 m<sup>2</sup> of research space is currently used by the existing G-COE program. In addition, ELSI will be eligible for the system already established at Tokyo Tech that provides space preferentially to researchers who acquire large competitive funding. These additional spaces will enable researchers of ELSI and related graduate students of Tokyo Tech to conduct joint research.
- Depending on additional growth of ELSI, we are prepared to provide more space on its campus.
- The Ookayama Campus of Tokyo Tech, housing ELSI, is located near a train station about 30-minutes away from the center of Tokyo. It has a number of large and small conference halls that can hold an international symposium, a main hall, a library, and a restaurant. Therefore, the campus is suited for meetings of world-leading researchers. We will provide support for preferential usage of such common spaces.
- Meeting spaces and the lecture hall in our Tamachi Campus, located in the heart of Tokyo, is convenient for researchers from abroad and from locals who are working with a tight schedule. We will provide support for preferential usage of such spaces as well.
- We will encourage researchers of ELSI to use the most advanced research equipment available at Tokyo Tech in coordination with each department.
- Our on-campus accommodation, the International House, offers single and family rooms for young overseas researchers and short-term visitors. It is conveniently located right next to the building of ELSI and provides a preferable environment for researchers. 20 rooms of which will be preferentially secured for ELSI use. Off-campus accommodations will be also arranged.

(6) Support for other types of assistance

- ELSI's goal is to become an established institute where superior geoscientists and

<p>biologists gather from around the world when the WPI-grant period ends. With ELSI forming a significant face for Tokyo Tech as a leading research center, we will in turn continue to provide support, such as funding and space.</p> <ul style="list-style-type: none"> <li>- In addition, we will aid ELSI in obtaining continuous support from outside of Tokyo Tech, in terms of competitive funding, and contribution from foundations and enterprises.</li> <li>- Already before the end of the WPI program, Tokyo Tech as a whole will internally adopt widely those parts of ELSI's innovative systems that have proven to be effective.</li> <li>- We will encourage ELSI to coordinate with centers of other programs at Tokyo Tech that have a similar structure to provide stronger ties with higher efficiencies and more leverage.</li> <li>- In order to develop ELSI into a truly global research institute, it is very important to publicize the activities of ELSI both inside and outside of Japan, in order to highlight its presence. From such a viewpoint, the Research Strategy Office, the Planning Office, the International Office, and the Center for Public Relations will all collaborate to plan public relations strategies of Tokyo Tech to effectively advertise the research activities and results of ELSI.</li> <li>- While integrating the PR activities of ELSI with the PR activities of Tokyo Tech, the PR activities of Tokyo Tech will be strengthened in line with public relations strategies.</li> </ul>	
--	--

11. Efforts to improve points indicated as requiring improvement in application review and results of such efforts

<ul style="list-style-type: none"> <li>- Major points to be improved</li> <li>• The combination of PIs with remarkable research records in different areas can lead to a difficulty at the same time in letting their research converge to one specific research. How they will collaborate together is unclear, given the breadth of the problems to confront and academic interest of each PI. Also, good collaboration with other institutions in Japan and abroad will be indispensable.</li> <li>• Strategy to reach the final understanding of the origin of life is still obscure. Number of biology-related scientists is relatively small in the group. This must be strengthened especially in synthetic biology.</li> <li>• The commitment of Tokyo Tech to use the project as a vehicle for system reform seemed to be limited to internationalization. Spillovers to other parts of Tokyo Tech would be expressed more explicitly.</li> <li>• The research space still seems not enough to accommodate PIs and other</li> </ul>	<p>&lt;Efforts taken during the fiscal year 2012 and the result of such efforts&gt;</p> <ol style="list-style-type: none"> <li>1 . Records from the past nine years relating exchanges conducted between different areas, such as Life and Plant Earth, are already available in COE and GCOE. As a pilot study, a common room was established at Princeton University (to which Professor Piet belongs to), to increase the day-to-day interaction within ELSI. The Principal Investigator was then substituted after the midterm evaluation based on research results. Finally, the Director has taken charge of leading the young researchers. Under this direct supervision the young researchers will interact with not only fellow researchers in their area, but also with other Principal Investigators to promote the exchange of interdisciplinary research.</li> <li>2 . To combat the issues mentioned on the left-hand side, the following measures have been taken to further strengthen the research related to origin of life. <ul style="list-style-type: none"> <li>▪ ELSI invited Professor Jack Szostak from Harvard University, (an authority in synthetic biology with a considerable knowledge of research related to the origin</li> </ul> </li> </ol>
--	--

researchers under one roof.

of life), and setup a Satellite research center. A mutual agreement has also been made to carry out the experiments at Professor Szostak's Laboratory, where the origin of life systems from a synthetic biological approach can be reproduced, based on the information on the early earth environments identified at ELSI. Young researchers from ELSI will be dispatched to work with this experimental project and it is therefore expected to create substantial research exchanges.

- In order to expand the research related to life sciences at ELSI, Associate Professor Dr. Kiga from Tokyo Tech, (whose research related to synthetic biology is progressing well), was appointed as the Associate Principal Investigator. Furthermore, four researchers from the Tokyo Tech who have carried out research on chemical evolution and the initial evolution of primeval Earth's environment, were invited to ELSI. In addition to this, the selection and hiring of young researchers in this department was carried out as a priority, and three young researchers were hired.
- In parallel with the expansion of research related to Life research, a study group was set up under the initiative of the Director, with a focus on directing research towards the Earth -life origin, early evolution, etc. The Master plan of this research has been carefully examined, and the research roadmap has been updated based on these findings.
- The assistance aid plan for the fiscal year 2012 was reconsidered to emphasize the development of the research environment related to Life.
- Special lectures and discussions focusing on Life systems were scheduled during the 1st International symposium that was held on 27th March 2013. The aim, approach and challenges related to the Life origin research at ELSI were shared during the discussions.

3. To combat the issues mentioned on the left-hand side, the following measures have been taken towards promoting internationalization.

- ELSI is promoting internationalization within the future plans of Tokyo Tech. These plans are known as the "Tokyo Institute of Technology Vision 2009," and "International strategies of Tokyo Institute of Technology 2012," "Becoming the world's best science and technology university." As part of this effort, we aim to bring English language to the institute, improve the language proficiency and increase international awareness among the students and the faculty. Furthermore, we are considering the development of housing facilities for international students and researchers, while striving towards strengthening our international public relations, and developing the implementation of a support system for internationalization. Furthermore, in order to promote internationalization at ELSI, a simultaneous collaboration is being conducted with the international departments while developing an international environment.
- The International advisory board have advised that the WPI project should proceed

	<p>based on adherence to the 4 axis, namely: 1) Science, 2) Globalization, 3) Organization, 4) Fusion.</p> <p>The organizational master plan has also been added to the research master plan.</p> <p>While ELSI has adhered to the advice from the advisory board, it also aims to be committed towards university reforms.</p> <p>4. To combat the issues mentioned on the left side, the following measures have been taken towards securing research space.</p> <ul style="list-style-type: none"><li>▪ For the ELSI research center, the university has offered the existing building (which is 2,670 m<sup>2</sup>) and is located at the Ookayama Campus (Ishikawadai area).</li><li>▪ Part of this building was renovated within the fiscal year 2012 to establish a directors' room, administrative office, researchers rooms and a laboratory. In addition, the other non-renovated portions have being prepared for renovations during the first half of the fiscal year 2013, and preparations to provide a laboratory, seminar rooms, meeting rooms, communication space, etc have been completed.</li><li>▪ In order to build a new building of 5,000 m<sup>2</sup>,(in addition to the ELSI building), land has been secured near the ELSI building and the preliminary design has been completed.</li></ul>
--	--

12. FY 2012 funding

(exchange rate used: 1USD=100JPY)

i) Overall project funding

Ten thousand dollars

Cost Items	Details	Cost (10,000 dollars)
Personnel	Center Director and Administrative Director	6
	Principal Investigators (4 persons)	13
	Other researchers (3 persons)	2
	Research support staff (1 person)	0
	Administrative staff (5 persons)	4
	Total	25
Project activities	Gratuities and honoraria paid to invited Principal Investigators (1 persons)	0
	Cost of dispatching scientists (0 persons)	0
	Research startup cost (0 Persons)	0
	Cost of satellite organizations (1 organization)	25
	Cost of international symposia (one time)	2
	Rental fees for facilities	9
	Cost of consumables	8
	Cost of utilities	0
	Other costs	11
	Total	55
Travel	Domestic travel costs	0
	Overseas travel costs	0
	Travel and accommodation costs for invited scientists (8 domestic scientists) (26 of overseas scientists)	10
	Travel costs for scientists on secondment (0 domestic scientists) (1 overseas scientists)	0
	Total	10
Equipment	Depreciation of buildings	18
	Depreciation of equipment	2
	Total	20

WPI grant for FY 2012	761
Costs of establishing and maintaining facilities in FY 2012	2000
Establishing new facilities (ELSI Bldg. 5,000 m <sup>2</sup> )	2000
Costs paid:	
Cost of equipment procured in FY 2012	154
Name of equipment: Multilabel Plate Reader	
Number of units: 1	6
Costs paid:	
Name of equipment: High-purity protein refining equipment	
Number of units: 1	6
Costs paid:	
Name of equipment: Cathodoluminescence color imaging system	
Number of units: 1	10
Costs paid:	
Name of equipment: Laser image scanner	
Number of units: 1	10
Costs paid:	
Name of equipment: Vacuum-type FT-UV system	
Number of units: 1	21
Costs paid:	
Name of equipment: Electron probe microanalyzer	
Number of units: 1	70
Costs paid:	
Others	31

Other research projects	Projects supported by other government subsidies, etc.	54
	Commissioned research projects, etc.	68
	Grants-in-Aid for Scientific Research, etc.	16
	Total	138
Total		248

ii) Costs of Satellite Centers and Partner institutions

Cost Items	Details	Costs (10,000 dollars)
Personnel	Principal investigators (1 persons)	/
	Other researchers (no. of persons):	
	Research support staff (1 persons):	
	Administrative staff (no. of persons):	
	Total	
Project activities		0
Travel		0
Equipment		24
Other research projects		71
Total		96